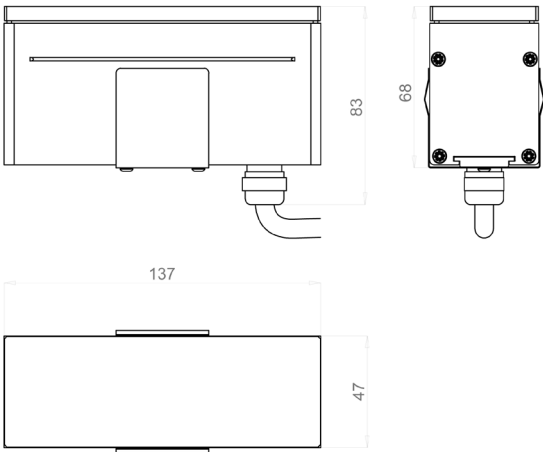


Triuum i IP67 Solovetro 230V

Recessed Lighting | IP67 | Class III | Dimmable



LIGHT SOURCE & OPTIC

Power
8W

Lens
10°
25°
40°
60°
Elliptical Lens
Wall Washer

Beam Direction
Fixed, Symmetrical, Asymmetrical

Material
PMMA

LED quantity
3

Binning
2 MacAdam step

Color temperature & quality
2200K CRI>80
2700K CRI>80
3000K CRI>80
3000K CRI>90
3500K CRI>80
4000K CRI>80

Lifetime
(L70) >36.000 hrs

FIXTURE

Dimensions
137mm x 47mm x H 68mm

Material
Aluminium

Body finishes
Black

Weight
660gr

Mounting
Floor recessed

Fixing
Recessed box

Working temperature
-20° / +40°

ELECTRICAL FEATURES

Power supply
220-240Vac

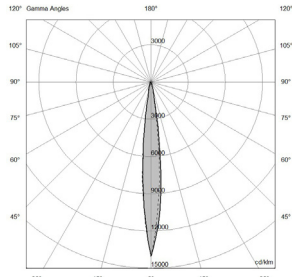
Driver requirement
Built in

Control
On/off

Trium i IP67 Solovetro 230V

PHOTOMETRIC DATA (3000K CRI>80)

8W - 10° | UGR 11

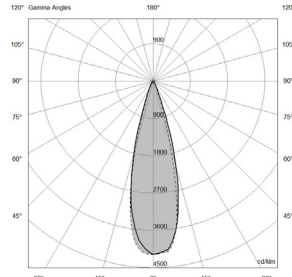


H (m)	D (m)	Eav (lx)
1	0.21	5237
2	0.42	1309
3	0.63	582
4	0.84	327
5	1.05	209

Total lumen output
606 lm

Efficacy
82 lm/W

8W - 25° | UGR 11

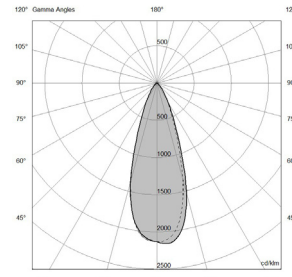


H (m)	D (m)	Eav (lx)
1	0.52	1516
2	1.03	379
3	1.55	168
4	2.07	95
5	2.59	61

Total lumen output
595 lm

Efficacy
76 lm/W

8W - 40° | UGR 15

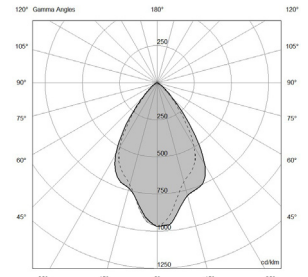


H (m)	D (m)	Eav (lx)
1	0.65	715
2	1.31	179
3	1.96	79
4	2.61	45
5	3.27	29

Total lumen output
529 lm

Efficacy
66 lm/W

8W - 60° | UGR 18

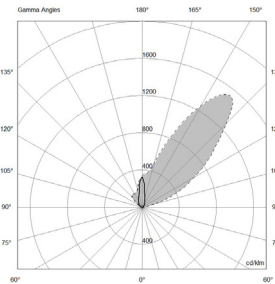


H (m)	D (m)	Eav (lx)
1	1.32-1.18	263
2	2.64-2.36	66
3	3.97-3.54	29
4	5.29-4.72	16
5	6.61-5.90	11

Total lumen output
570 lm

Efficacy
71 lm/W

8W - Wallwasher | UGR 0

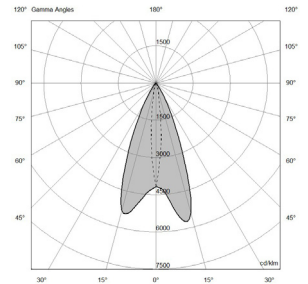


H (m)	D (m)	Eav (lx)
1	1.80-22.55	4
2	1.44-18.04	6
3	1.08-13.53	11
4	0.72-9.02	25
5	0.36-4.51	100

Total lumen output
519 lm

Efficacy
74 lm/W

8W - Elliptical Lens | UGR 15



H (m)	D (m)	Eav (lx)
1	0.80-0.12	3436
2	1.60-0.25	859
3	2.40-0.37	382
4	3.20-0.49	215
5	4.00-0.61	137

Total lumen output
577 lm

Efficacy
73 lm/W

Triuum i IP67 Solovetro 230V

ACCESSORIES

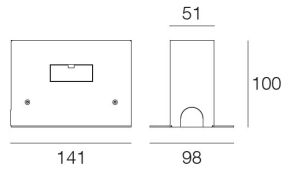
Optical Filters

- Louver
- Asy Louver

INSTALLATION ACCESSORIES

Stainless Steel recessed box

A01476.60



Removing tool

A01478.H0

