





discover more




COVER



LOP
Light Opal Cover
20%

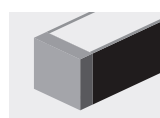


MLK
Milky Cover
32%

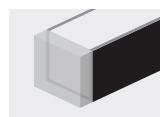


BLK
Black Ghost Cover
80%

END CAP

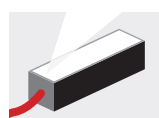


A
Aluminum

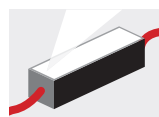


T
Transparent

EXIT CABLE



A
Cap Exit Left



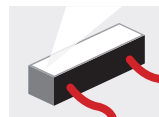
AB
In&Out Cap Exit



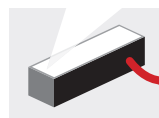
B
Cap Exit Right



C
Left Side Exit



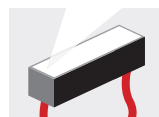
CD
In&Out Side Exit



D
Right Side Exit



E
Back Exit Left



EF
Back In&Out Exit

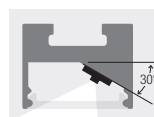


F
Back Exit Right

LED POSITION



X
Symmetric

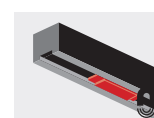


Y
Asymmetric

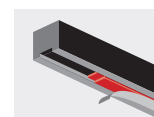


Z
Double
Asymmetric

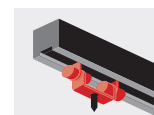
FIXING ELEMENTS



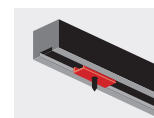
M
Magnetic Fixing



B
Double Sided Tape



P
Adjustable Bracket



C
Mounting Clip

Asymmetric Linear IP40

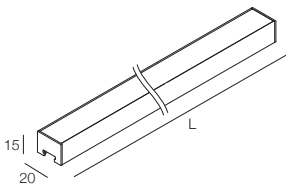


IP40

24Vdc

340 g/m

2



CODE
LALL - - - L40 - - - . -UL

Lumen Output 3000K CRI > 90
30W/m - Light Opal Cover - Finish Gray: 2300 lm/m

CODE
LPAD - - - - - . -

POWER	LENGTH (cm)					COVER	END CAP	EXIT CABLE	LED POSITION	FIXING	FINISH	CCT
LED POSITION X-Y	004	007	010	013	016	LOP Light Opal Cover	A Aluminum	A Cap Exit Left	X Symmetric	M Magnetic Fixing	4 Black	U 2200K
08 8W/m	019	022	025	028	031	OPL Opal Cover	T Transparent	AB In&Out Cap Exit	Y Asymmetric	B Double Sided Tape	3 Gray	Q 2500K
12 12W/m	034	037	040	043	046	BLK Black Ghost Cover		B Cap Exit Right	Z Double Asymmetric	P Adjustable Bracket		X 2700K CRI > 90
16 16W/m	049	052	055	058	061			C Left Side Exit		C Mounting Clip		W 3000K CRI > 90
19 19W/m	064	067	070	073	076			CD In&Out Side Exit				K 3500K CRI > 90
23 23W/m	079	082	085	088	091			D Right Side Exit				D 4000K CRI > 90
LED POSITION Z	094	097	100	103	106			E Back Exit Left				
16 16W/m	109	112	115	118	121			EF Back In&Out Exit				
24 24W/m	124	127	130	133	136			F Back Exit Right				
30 30W/m	139	142	145	148	151							
	154	157	160	163	166							
	169	172	175	178	181							
	184	187	190	193	196							
	199	202	205	208	211							
	214	217	220	223	226							
	229	232	235	238	241							
	244	247	250	253	256							
	259	262	265	268	271							
	274	277	280	283	286							
	289	292	295	298								

Custom lengths upon request

IRON PLATE

M
Magnetic Fixing

B
Double Sided Tape

P
Adjustable Bracket

C
Mounting Clip

SUGGESTED DRIVERS (not included)

24Vdc	CV70-F-24-N	p. 708
24Vdc TW	CV100-L-24-NL	p. 707