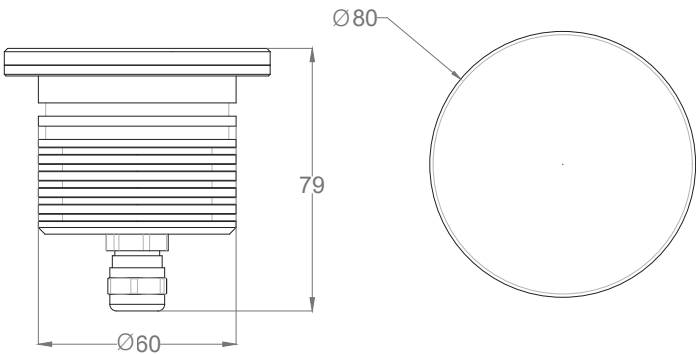


Nesis IP67 Solovetro

Solovetro series | IP67 | Class III | Dimmable



LIGHT SOURCE & OPTIC

Power
3W / 4W (24Vdc)
6W

Lens
10°/30°/60°

Beam Direction
Fixed
Symmetrical

Material
PMMA

LED quantity
3

Binning
2 MacAdam steps

Color temperature & quality
2200K CRI>80
2700K CRI>80
3000K CRI>80
4000K CRI>80
RGB

Lifetime
(L90) >55.000 hrs

FIXTURE

Dimensions
Ø 80mm x H 76mm

Material
Aluminum

Body finishes
Black
Champagne Gold
Gray

Weight
400gr

Mounting
Recessed

Fixing
Recessed box in aluminum with edge:
cut out Ø 26mm
Recessed box in plastic with closure cap

Working temperature
-20° / +40°

ELECTRICAL FEATURES

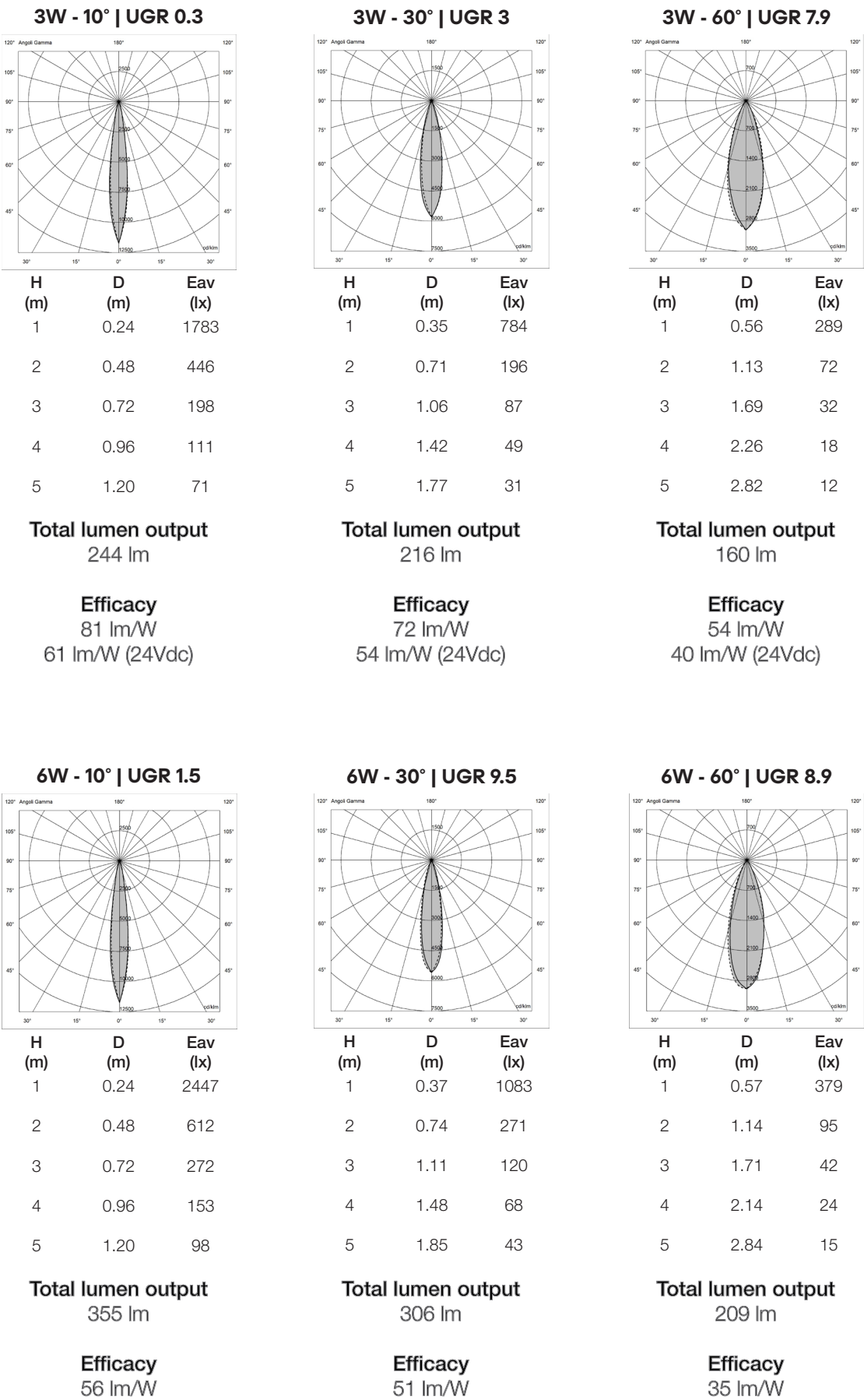
Power supply
Constant current:
350 mA (3W)
500 mA (6W)
Typical Vf= 3V x 3
Constant tension:
24Vdc

Driver requirement
Remote (not included)

Control
On/off
Push switch
Phase Cut
0/1-10 V
Casambi
DALI

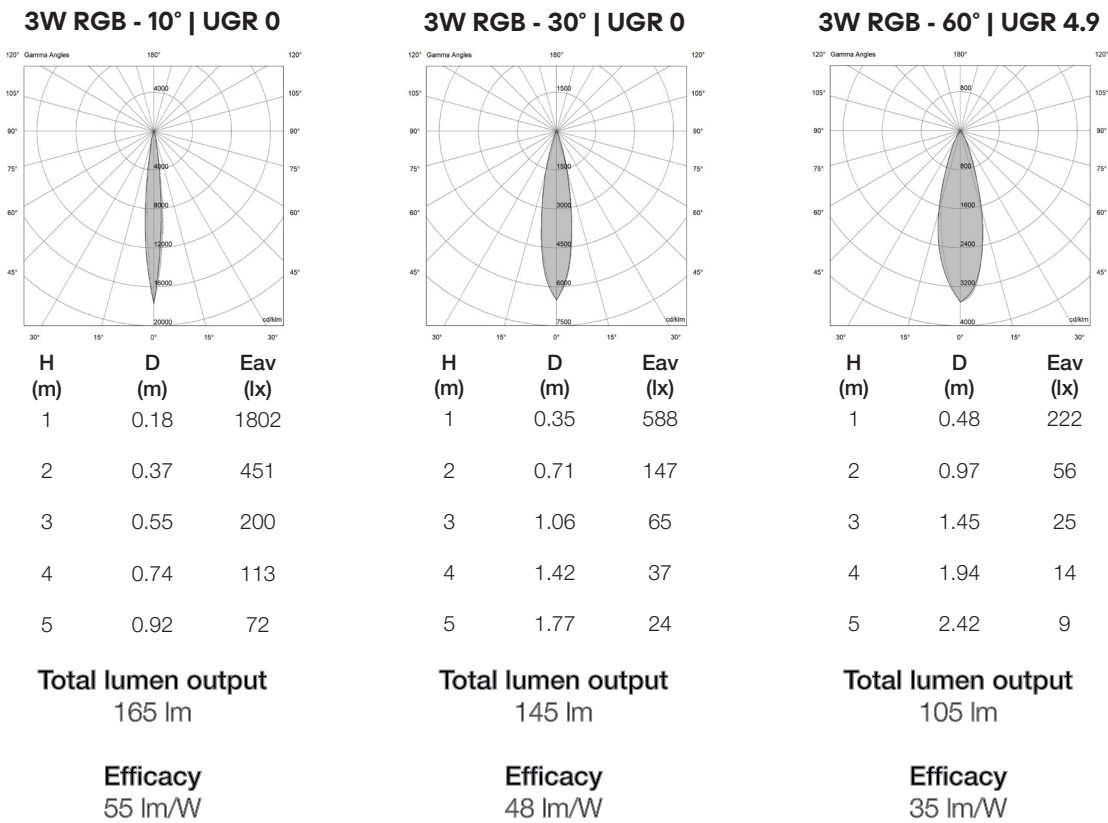
Nesis IP67 Solovetro

PHOTOMETRIC DATA (3000K CRI>80)



Nesis IP67 Solovetro

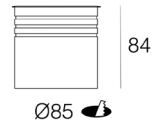
PHOTOMETRIC DATA (3000K CRI>80)



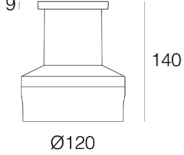
Nesis IP67 Solovetro

INSTALLATION ACCESSORIES

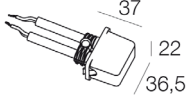
Recessed box in alluminum with edge
(A00433._0)
Ø90



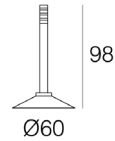
Recessed box in plastic with closure cap
(A00483.40)
Ø81



Watertight connector (A00387.40)



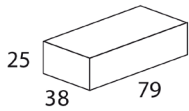
Removing tool (A01628.30)



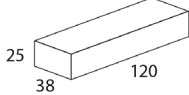
SUGGESTED REMOTE DRIVER

On/off:

CC14-F-350-PI / CC14-F-500-PI
CV30-F-24-PI



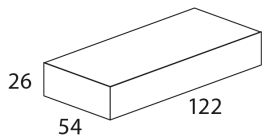
Ø 44



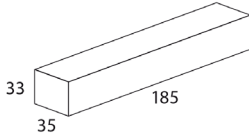
Ø 44

Multifunction (DALI 2, 0/1-10V, PUSH):

CC16-M-350-P / CC20-M-500-P
CV25-D-24-PI



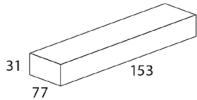
Ø 60



Ø 60

RGB:

CC50-X-350-NL



Ø 44