

DGA

MINI TINI





-  IP40
-  Class III
-  Montaggio a parete, soffitto, pavimento
Wall, ceiling, floor mounting
-  Collegare in serie 350mA o 500mA
Connect in series at 350mA or 500mA
-  30 gr
-  Altamente riciclabile
Highly recyclable

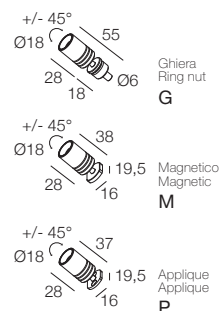


Ottica narrow 10°
Alta qualità della luce
Snodo sferico

Narrow optics 10°
High quality of light
Spherical plain joint

MINI TINI


	1W 350mA	2W 500mA	Finiture Finish	Colore LED LED Colour	Elementi di fissaggio Fixing element
Lumen 3000K	100lm	150lm			
 10° Lens	7A3742...-UL	7A3743...-UL	3 Grigio - Gray 4 Nero - Black T Titanio - Titanium Z Champagne Gold	U 2200K X 2700K CRI > 90 W 3000K CRI > 90 9 4000K 1 5000K	G Ghiera - Ring nut M Magnetico - Magnetic P Applique - Applique
 25° Lens	7G3742...-UL	7G3743...-UL			
 40° Lens	743742...-UL	743743...-UL			
 60° Lens	753742...-UL	753743...-UL			



ALIMENTATORI CONSIGLIATI (non inclusi)
SUGGESTED DRIVERS (not included)

350mA CC30-M-350-NW
500mA CC30-M-500-NW

ELEMENTI DI FISSAGGIO
FIXING ELEMENTS



EXAMPLE CODE COMPOSITION
123456...-UL

