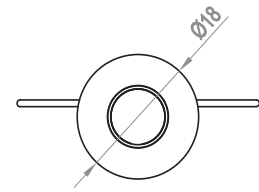
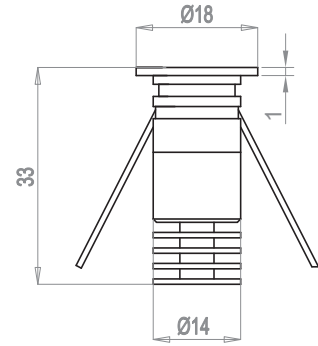


Gemma 18 m

Recessed Light | IP40 | Class III | Dimmable



LIGHT SOURCE & OPTIC

Power

1W
2W

Lens

10°/25°/40°/130°
Elliptical

Beam Direction

Fixed

Material

PMMA

LED quantity

1

Binning

2 MacAdam steps

Color temperature & quality

2200K
2700K CRI>90
3000K CRI>90
4000K CRI>90

Lifetime

(L90) >60.000 hrs

FIXTURE

Dimensions

Ø 18mm x H 33mm

Material

Aluminium

Body finishes

Black
Bronze
Grey
White (RAL9003)
Shiny chrome

Weight

15gr

Mounting

Recessed

Fixing

Springs

Working temperature

-20° / +40°

ELECTRICAL FEATURES

Power supply

Main Voltage:
350 mA
500 mA

Driver requirement

Remote (not included)

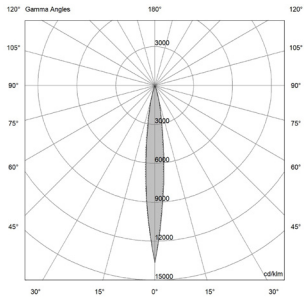
Control

On/off
Push switch
Phase Cut
0/1-10 V
Casambi
DALI

Gemma 18 m

PHOTOMETRIC DATA (3000K CRI>90)

1W - 10° | UGR 1.2

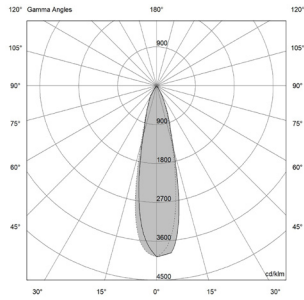


H (m)	D (m)	Eav (lx)
1	0.20	818
2	0.41	205
3	0.61	91
4	0.82	51
5	1.02	33

Total lumen output
60 lm

Efficacy
65 lm/W

1W - 25° | UGR 19.6

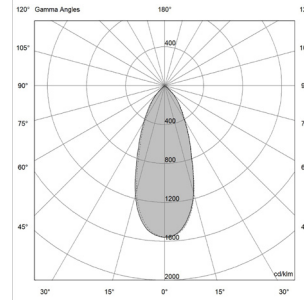


H (m)	D (m)	Eav (lx)
1	0.45	260
2	0.90	65
3	1.34	29
4	1.79	16
5	2.24	10

Total lumen output
66 lm

Efficacy
67 lm/W

1W - 40° | UGR 24.3

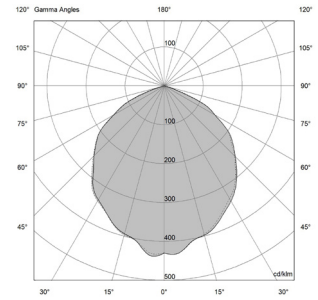


H (m)	D (m)	Eav (lx)
1	0.75	69
2	1.49	17
3	2.24	8
4	2.99	4
5	3.73	3

Total lumen output
44 lm

Efficacy
44 lm/W

1W - 130° | UGR 36.7

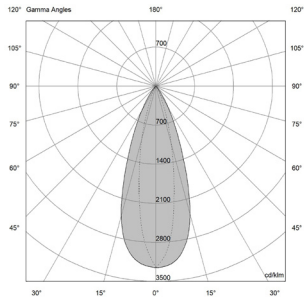


H (m)	D (m)	Eav (lx)
1	2.50	33
2	5.00	8
3	7.50	4
4	10.00	2
5	12.51	1

Total lumen output
75 lm

Efficacy
75 lm/W

1W - Elliptical | UGR 8.2



H (m)	D (m)	Eav (lx)
1	0.39	137
2	0.78	34
3	1.17	15
4	1.56	9
5	1.96	5

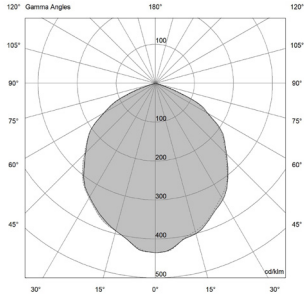
Total lumen output
42 lm

Efficacy
43 lm/W

Gemma 18 m

PHOTOMETRIC DATA (3000K CRI>90)

2W - 10° | UGR 1.3

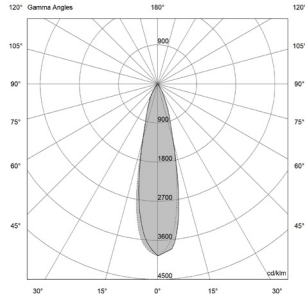


H (m)	D (m)	Eav (lx)
1	0.20	1100
2	0.41	275
3	0.61	122
4	0.82	69
5	1.02	44

Total lumen output
80 lm

Efficacy
43 lm/W

2W - 25° | UGR 20.7

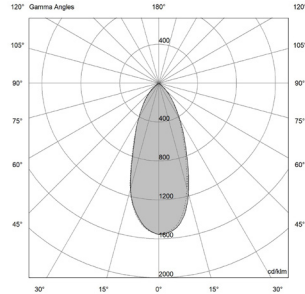


H (m)	D (m)	Eav (lx)
1	0.45	349
2	0.90	87
3	1.34	39
4	1.79	22
5	2.24	14

Total lumen output
88 lm

Efficacy
45 lm/W

2W - 40° | UGR 26.1

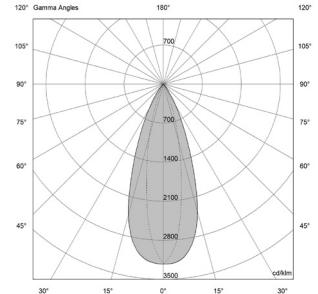


H (m)	D (m)	Eav (lx)
1	0.75	92
2	1.50	23
3	2.25	10
4	3.00	6
5	3.75	4

Total lumen output
59 lm

Efficacy
30 lm/W

2W - 130° | UGR 37.7

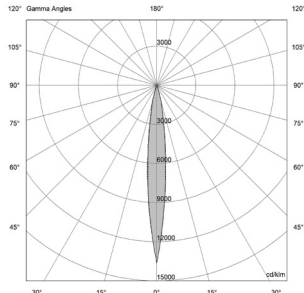


H (m)	D (m)	Eav (lx)
1	2.55	43
2	5.10	11
3	7.66	5
4	10.21	3
5	12.76	2

Total lumen output
100 lm

Efficacy
50 lm/W

2W - Elliptical | UGR 10.9



H (m)	D (m)	Eav (lx)
1	0.39	182
2	0.78	45
3	1.18	20
4	1.57	11
5	1.96	7

Total lumen output
56 lm

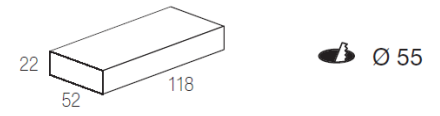
Efficacy
28 lm/W

Gemma 18 m

SUGGESTED REMOTE DRIVER

On/off:

CC20-F-350-N / CC20-F-500-M



Multifunction (DALI 2, 0/1-10V, PUSH):

CC25-DM-350-N / CC25-DM-500-N

