





## EMPORIO QF1+





-  IP40
-  Class III
-  Incasto a soffitto  
Ceiling recessed
-  Installazione a filo  
Trimless installation
-  Collegare in serie 700mA o 900mA o 1200mA  
Connect in series at 700mA or 900mA or 1200mA
-  1300 gr
-  133x133 mm
-  Altamente riciclabile  
Highly recyclable



**Alta efficienza**  
**Sistema portafiltri**  
**Speciale TK Brilliant**

High efficiency  
Filter holder system  
Special TK Brilliant

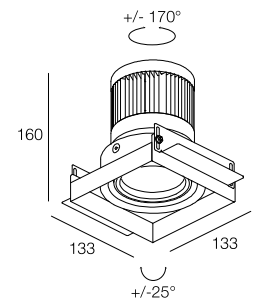
### EMPORIO QF1+

STRUTTURA FRAME	A00474...0			Finiture Finish	
	Nell'ordine richiedere 1 Struttura per ogni Modulo Emporio Q. Please specify in the purchase order 1 Frame for each Emporio Q Modules			<input type="checkbox"/> H Nero - Black <input type="checkbox"/> 7 Bianco - White	
MODULO - MODULE EMPORIO Q	25W 700mA	35W 900mA	45W 1200mA	Finiture Finish	Colore LED LED Colour
Lumen Output 3000K	2500lm	3100lm	4000lm		
 7° Lens	7R3656..._	7R3658..._		<input type="checkbox"/> H Nero - Black <input type="checkbox"/> 7 Bianco - White	<input type="checkbox"/> Y 2700K <input type="checkbox"/> 6 3000K <input type="checkbox"/> W 3000K CRI > 90 <input type="checkbox"/> 9 4000K <input type="checkbox"/> Z 3250K BRILLIANT SPECIAL RETAIL <small>Available upon request DIM-TO-WARM</small>
 20° Reflector	783656..._	783658..._	783659..._		
 30° Reflector	763656..._	763658..._	763659..._		
 50° Reflector	7D3656..._	7D3658..._	7D3659..._		



+

EMPORIO Q



ALIMENTATORI CONSIGLIATI (non inclusi)  
SUGGESTED DRIVERS (not included)

700mA	CC50-F-700-N
900mA	CC50-F-900-N
1200mA	CC55-D-1200-N

ACCESSORI ACCESSORIES



Filtro Correttivo Softening Lens  
A00497.80

EXAMPLE CODE COMPOSITION

123456.

