







EMPORIO Q2+

-  IP40
-  Class III
-  Incasso a soffitto
Ceiling recessed
-  Collegare in serie 700mA o 900mA o 1200mA
Connect in series at 700mA or 900mA or 1200mA
-  3100 gr
-  152x295 mm
-  Altamente riciclabile
Highly recyclable



EMPORIO Q2+

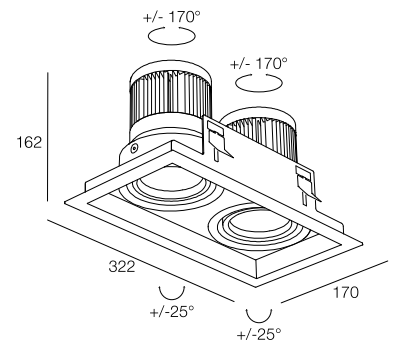
STRUTTURA FRAME	A00473._ 0	Nell'ordine richiedere 1 Struttura ogni 2 Moduli Emporio Q Please specify in the purchase order 1 Frame each 2 Emporio Q Modules	Finiture Finish
			<ul style="list-style-type: none"> <input checked="" type="checkbox"/> H Nero - Black <input type="checkbox"/> 7 Bianco - White

MODULO - MODULE EMPORIO Q	25W 700mA	35W 900mA	45W 1200mA	Finiture Finish	Colore LED LED Colour
Lumen Output 3000K	2500lm	3100lm	4000lm		
 7° Lens	7R3656._ _	7R3658._ _		<ul style="list-style-type: none"> <input checked="" type="checkbox"/> H Nero - Black <input type="checkbox"/> 7 Bianco - White <input type="checkbox"/> Y 2700K <input type="checkbox"/> 6 3000K <input type="checkbox"/> W 3000K CRI > 90 <input type="checkbox"/> 9 4000K <input type="checkbox"/> Z 3250K BRILLIANT SPECIAL RETAIL <p>Available upon request DIM-TO-WARM</p>	
 20° Reflector	783656._ _	783658._ _	783659._ _		
 30° Reflector	763656._ _	763658._ _	763659._ _		
 50° Reflector	7D3656._ _	7D3658._ _	7D3659._ _		



+

EMPORIO Q
x2



ALIMENTATORI CONSIGLIATI (non inclusi)
SUGGESTED DRIVERS (not included)

700mA	CC50-F-700-N
900mA	CC50-F-900-N
1200mA	CC55-D-1200-N

ACCESSORI
ACCESSORIES



Filtro Correttivo
Softening Lens
A00497.80

EXAMPLE CODE COMPOSITION
123456.

