




















DGA

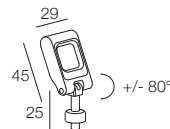
# CRONO

-  IP40
-  Class III
-  Montaggio a parete, soffitto, pavimento  
Wall, ceiling, floor mounting
-  Collegare in serie 350mA  
Connect in series at 350mA
-  40 gr
-  Ø 6 mm
-  Altamente riciclabile  
Highly recyclable



## CRONO

	4W 350mA	Lumen Output 3000K 400lm	Finiture Finish	Colore LED LED Colour
 15° Lens	<b>7A0939.</b> __-UL		<ul style="list-style-type: none"> <li> 3 Grigio - Gray</li> <li> 4 Nero - Black</li> <li> 7 Bianco - White</li> </ul>	<ul style="list-style-type: none"> <li> U 2200K</li> <li> Y 2700K</li> <li> 6 3000K</li> <li> W 3000K CRI &gt; 90</li> <li> 9 4000K</li> <li> 1 5000K</li> </ul>
 30° Lens	<b>760939.</b> __-UL			
 60° Lens	<b>750939.</b> __-UL			
 Lente ellittica Elliptical lens	<b>770939.</b> __-UL			



ALIMENTATORI CONSIGLIATI (non inclusi)  
SUGGESTED DRIVERS (not included)

350mA CC30-M-350-NW

EXAMPLE CODE COMPOSITION

