














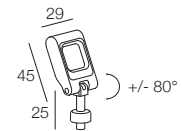
CRONO

-  IP40
-  Class III
-  Montaggio a parete, soffitto, pavimento
Wall, ceiling, floor mounting
-  Collegare in serie 350mA
Connect in series at 350mA
-  40 gr
-  Ø 6 mm
-  Altamente riciclabile
Highly recyclable















■ CRONO

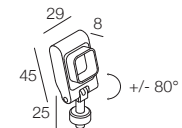
	4W 350mA	Finiture Finish	Colore LED LED Colour
Lumen Output 3000K	400lm		
 15° Lens	7A0939._ _	<ul style="list-style-type: none">  3 Grigio - Gray  4 Nero - Black  7 Bianco - White 	<ul style="list-style-type: none">  U 2200K  Y 2700K  6 3000K  W 3000K CRI > 90  9 4000K  1 5000K
 30° Lens	760939._ _		
 60° Lens	750939._ _		
 Lente ellittica Elliptical lens	770939._ _		



■ CRONO

CON VISIERA - WITH SNOOT

	4W 350mA	Finiture Finish	Colore LED LED Colour
Lumen Output 3000K	400lm		
 15° Lens	7A3556._ _	<ul style="list-style-type: none">  3 Grigio - Gray  4 Nero - Black  7 Bianco - White 	<ul style="list-style-type: none">  U 2200K  Y 2700K  6 3000K  W 3000K CRI > 90  9 4000K  1 5000K
 30° Lens	763556._ _		
 60° Lens	753556._ _		
 Lente ellittica Elliptical lens	773556._ _		



ALIMENTATORI CONSIGLIATI (non inclusi)
SUGGESTED DRIVERS (not included)

350mA CC20-F-350-N

EXAMPLE CODE COMPOSITION
123456.

LED COLOUR
FINISH