






DGA

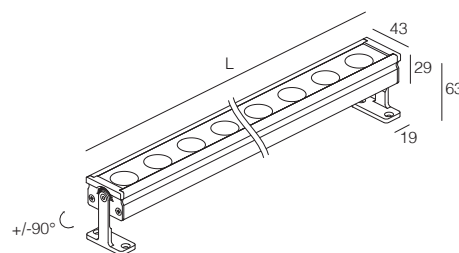
# CONTINUUM

-  IP40
-  Class III
-  Montaggio a parete, soffitto, pavimento  
Wall, ceiling, floor mounting
-  Collegare in parallelo 24Vdc  
Connect in parallel at 24Vdc
-  370 gr - 750 gr - 1120 gr - 1490 gr -  
1860 gr - 2240 gr - 2690 gr
-  Altamente riciclabile  
Highly recyclable



## CONTINUUM

	9W 24Vdc	18W 24Vdc	27W 24Vdc	36W 24Vdc	45W 24Vdc	54W 24Vdc	63W 24Vdc	Finiture Finish	Colore LED LED Colour
Lumen Output 3000K 2500 lm/m	L = 30 cm	L = 60 cm	L = 90 cm	L = 120 cm	L = 150 cm	L = 180 cm	L = 210 cm		
 10° Lens	733706__-UL	733724__-UL	733725__-UL	733726__-UL	733727__-UL	733728__-UL	733729__-UL	<b>H</b> Nero - Black <b>U</b> 2200K <b>Y</b> 2700K <b>6</b> 3000K <b>W</b> 3000K CRI > 90 <b>9</b> 4000K	
 25° Lens	763706__-UL	763724__-UL	763725__-UL	763726__-UL	763727__-UL	763728__-UL	763729__-UL		
 40° Lens	743706__-UL	743724__-UL	743725__-UL	743726__-UL	743727__-UL	743728__-UL	743729__-UL		
 60° Lens	753706__-UL	753724__-UL	753725__-UL	753726__-UL	753727__-UL	753728__-UL	753729__-UL		
 Lente ellittica Elliptical lens	773706__-UL	773724__-UL	773725__-UL	773726__-UL	773727__-UL	773728__-UL	773729__-UL		



ALIMENTATORI CONSIGLIATI (non inclusi)  
SUGGESTED DRIVERS (not included)

24Vdc CV100-F-24-NE

