



# ARMONIA CURVA

**Design innovativo**  
**Speciale snodo magnetico**  
**Facilità di installazione e puntamento**

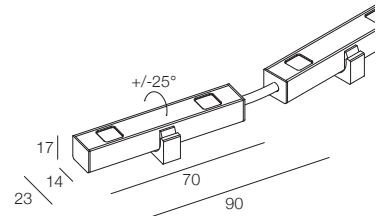
Innovative design  
 Special magnetic joint  
 Easy installation and targeting

- IP40
- Class III
- Montaggio a parete, soffitto, pavimento  
Wall, ceiling, floor mounting
- Collegare in parallelo 12Vdc  
Connect in parallel at 12Vdc
- 260 gr/m - 250 gr/m - 220 gr/m
- Altamente riciclabile  
Highly recyclable



## ARMONIA CURVA LENS

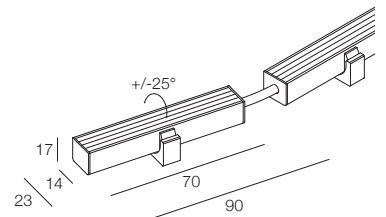
30W/m 12Vdc		Finiture Finish	Colore LED LED Colour	Elementi di fissaggio Fixing element
Lumen Output 3000K	1500lm/m			
10° Lens	RE3C-_-_-_-_-UL	3 Grigio - Gray 4 Nero - Black	U 2200K Y 2700K X 2700K CRI > 90 6 3000K W 3000K CRI > 90 9 4000K D 4000K CRI > 90 1 5000K	<b>M</b> Staffa orientabile fissaggio magnetico Adjustable bracket magnetic fixing  <b>P</b> Staffa orientabile fissaggio con viti Adjustable bracket screw fixing
30° Lens	RE6C-_-_-_-_-UL			
40° Lens	RE4C-_-_-_-_-UL			
60° Lens	RE5C-_-_-_-_-UL			
Lente ellittica Elliptical lens	RE7C-_-_-_-_-UL			
Lunghezze disponibili (cm) Available lengths (cm)				
007 016 025 034 043 052 061 070 079 088 097 106 115 124 133 142 151 160 169 178				



Disegno tecnico fissaggio magnetico  
 Technical drawing magnetic fixing

## ARMONIA CURVA LINEAR LENS

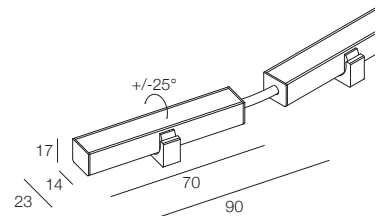
15W/m 12Vdc		Finiture Finish	Colore LED LED Colour	Elementi di fissaggio Fixing element
Lumen Output 3000K	750lm/m			
40° Linear Lens	REIA-_-_-_-_-UL	3 Grigio - Gray 4 Nero - Black	U 2200K Q 2500K X 2700K CRI > 90 W 3000K CRI > 90 K 3500K CRI > 90 D 4000K CRI > 90	<b>M</b> Staffa orientabile fissaggio magnetico Adjustable bracket magnetic fixing  <b>P</b> Staffa orientabile fissaggio con viti Adjustable bracket screw fixing



Disegno tecnico fissaggio magnetico  
 Technical drawing magnetic fixing

## ARMONIA CURVA OPAL COVER

15W/m 12Vdc		Finiture Finish	Colore LED LED Colour	Elementi di fissaggio Fixing element
Lumen Output 3000K	550lm/m			
Copertura opalina Opal cover	REOA-_-_-_-_-UL	3 Grigio - Gray 4 Nero - Black	U 2200K Q 2500K X 2700K CRI > 90 W 3000K CRI > 90 K 3500K CRI > 90 D 4000K CRI > 90	<b>M</b> Staffa orientabile fissaggio magnetico Adjustable bracket magnetic fixing  <b>P</b> Staffa orientabile fissaggio con viti Adjustable bracket screw fixing



Disegno tecnico fissaggio magnetico  
 Technical drawing magnetic fixing

Lunghezze disponibili (cm)  
 Available lengths (cm)

007 016 025 034 043 052 061 070 079 088 097 106 115 124 133 142

ALIMENTATORI CONSIGLIATI (non inclusi)  
 SUGGESTED DRIVERS (not included)

24Vdc CV60-F-12-NE

ELEMENTI DI FISSAGGIO  
 FIXING ELEMENTS

Specifiche tecniche  
 Technical data

