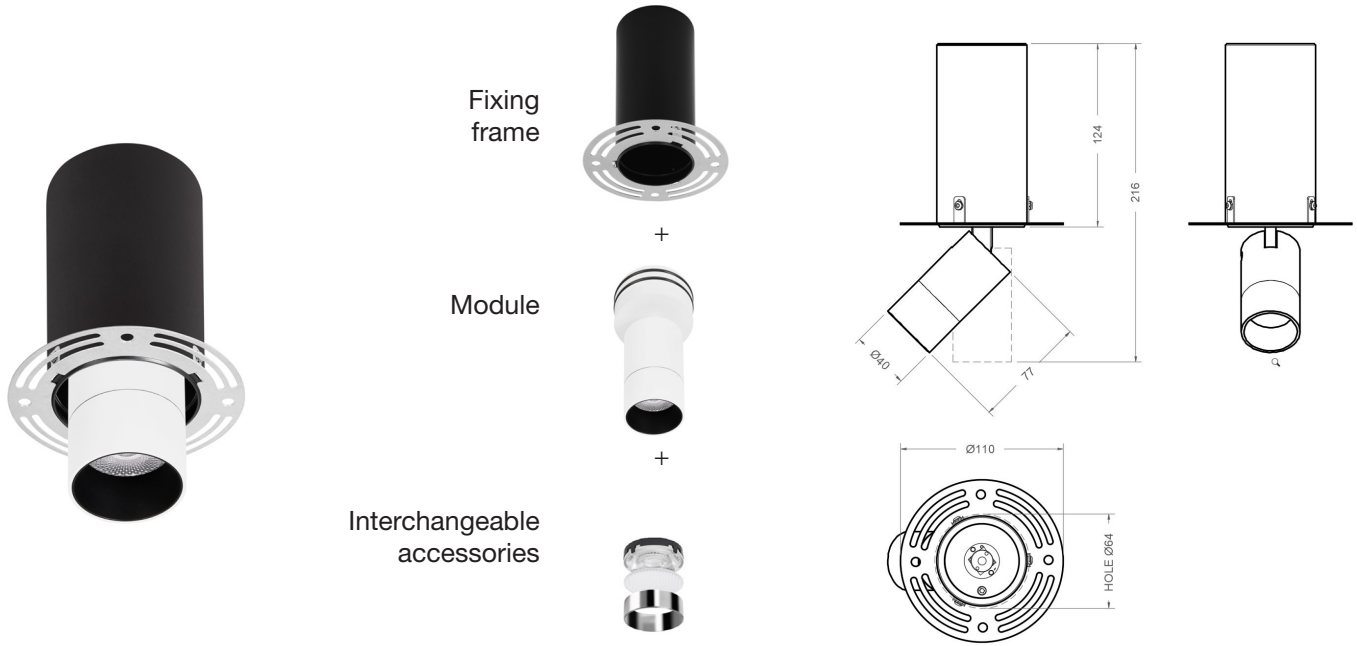


Ariel In&Out F

Downlights | IP40 | Class III | Dimmable



LIGHT SOURCE & OPTIC

Power

9W
13W

Lens

14° - not interchangeable
18°/ 24°/ 33°/ 52° - interchangeable

Beam Direction

Adjustable:
Tilting +/-90°, rotating +/-355°,
Symmetrical

Material

PMMA

LED quantity

1

Binning

2 MacAdam steps

Color temperature & quality

2200K CRI>90
2400K CRI>90
2700K CRI>90/95
3000K CRI>80/90/95
3500K CRI>90/95
4000K CRI>90

Lifetime

(L70) >77.000 hrs

FIXTURE

Dimensions

Ø 40mm x Hmax 77mm (cylinder)

Material

Aluminium

Module finishes

Warm White (RAL 9010)
White (RAL 9003)
Gray White (RAL 9002)
Gothic Cement (RAL 7033)
Gray (RAL 7012)
Beige Gray (RAL 7006)
Brown (RAL 8019)
Black (RAL 9005)

Filter holder finishes

Gold Chrome
Shiny Chrome
Satin Gold
Satin Nickel
Black

Weight

530gr

Mounting

Semirecessed: cut out Ø 64mm

Fixing

Fixing frame for trimless flush mount

Working temperature

-20° / +40°

ELECTRICAL FEATURES

Power supply

Constant current:
500 mA
700mA
Typical Vf= 18V

Driver requirement

Remote (not included)

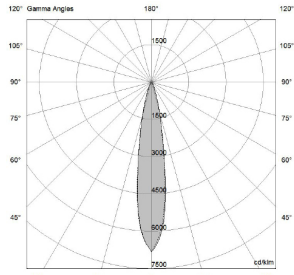
Control

On/off
Push switch
Phase Cut
0/1-10 V
Casambi
DALI

Ariel In&Out F

PHOTOMETRIC DATA (3000K CRI>90)

9W - 18° | UGR 12

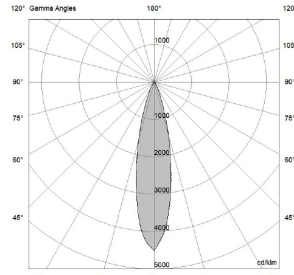


H (m)	D (m)	Eav (lx)
1	0.32	3087
2	0.64	772
3	0.96	343
4	1.28	193
5	1.60	123

Total lumen output
712 lm

Efficacy
79 lm/W

9W - 24° | UGR 14

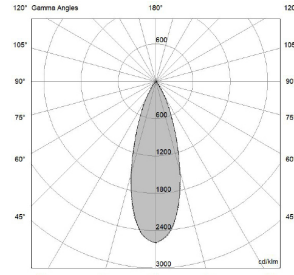


H (m)	D (m)	Eav (lx)
1	0.42	1919
2	0.83	480
3	1.25	213
4	1.67	120
5	2.08	77

Total lumen output
703 lm

Efficacy
78 lm/W

9W - 33° | UGR 16

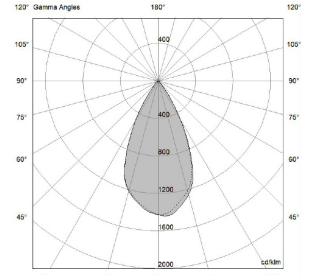


H (m)	D (m)	Eav (lx)
1	0.60	980
2	1.21	245
3	1.81	109
4	2.41	61
5	3.02	39

Total lumen output
618 lm

Efficacy
69 lm/W

9W - 52° | UGR 20

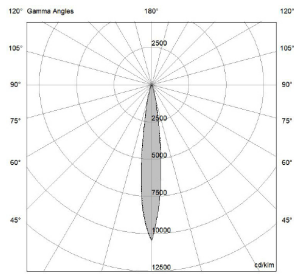


H (m)	D (m)	Eav (lx)
1	0.69	550
2	1.93	138
3	2.89	61
4	3.85	34
5	4.82	22

Total lumen output
683 lm

Efficacy
76 lm/W

9W - 14° | UGR 9



H (m)	D (m)	Eav (lx)
1	0.25	4298
2	0.50	1074
3	0.76	478
4	1.01	269
5	1.26	172

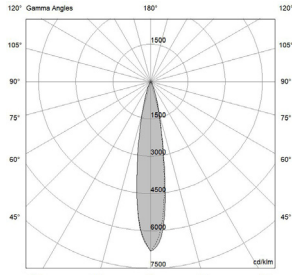
Total lumen output
659 lm

Efficacy
73 lm/W

Ariel In&Out F

PHOTOMETRIC DATA (3000K CRI>90)

13W - 18° | UGR 13

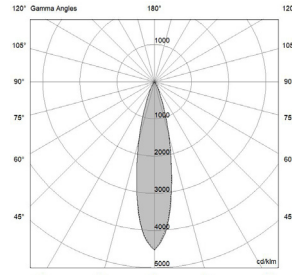


H (m)	D (m)	Eav (lx)
1	0.32	3890
2	0.65	972
3	0.97	432
4	1.30	243
5	1.62	156

Total lumen output
901 lm

Efficacy
69 lm/W

13W - 24° | UGR 15

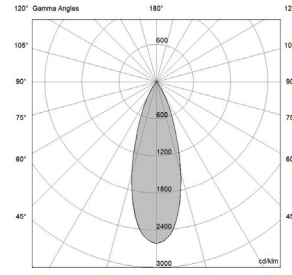


H (m)	D (m)	Eav (lx)
1	0.42	2406
2	0.84	602
3	1.25	267
4	1.67	150
5	2.09	96

Total lumen output
860 lm

Efficacy
66 lm/W

13W - 33° | UGR 17

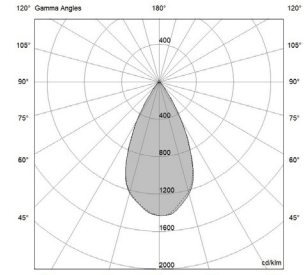


H (m)	D (m)	Eav (lx)
1	0.60	1228
2	1.21	307
3	1.81	136
4	2.41	77
5	3.02	49

Total lumen output
770 lm

Efficacy
59 lm/W

13W - 52° | UGR 21

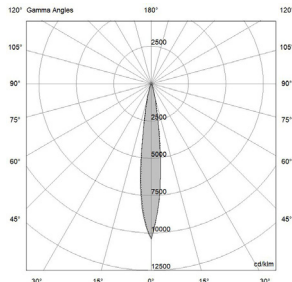


H (m)	D (m)	Eav (lx)
1	1.38	219
2	2.76	55
3	4.14	24
4	5.52	14
5	6.90	9

Total lumen output
844 lm

Efficacy
65 lm/W

13W - 14° | UGR 10



H (m)	D (m)	Eav (lx)
1	0.25	5271
2	0.50	1318
3	0.75	586
4	1.00	329
5	1.25	211

Total lumen output
813 lm

Efficacy
63 lm/W

Ariel In&Out F

INTERCHANGEABLE ACCESSORIES

Optical Filters

Hex louver
Elliptical Filter
Prismatic filter
Softening lens

Lenses

18° / 24° / 33° / 52°

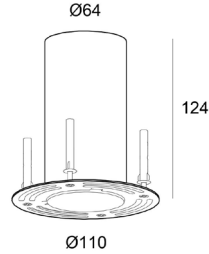
Decorative rings

Black
Gold Chrome
Satin Gold
Satin Nickel
Shiny Chrome

INSTALLATION ACCESSORIES

Fixing rame (A00654._0)

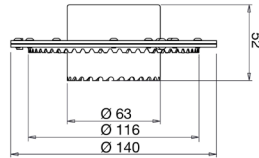
Necessary element: please specify always 1 frame for each Fixture in the purchase order



INSTALLATION TOOL

Hole saw (A00830.H0)

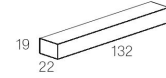
available for easier installation



SUGGESTED REMOTE DRIVERS

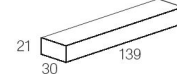
On/Off :

CC10-F-500-SI



Ø 28

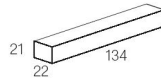
CC23-F-700-SP



Ø 37

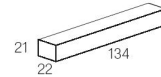
Multifunction (DALI 2, 0/1-10V, PUSH RIPPLE FREE, AM DIMMING):

CC15-D-500-S



Ø 30

CC15-D-700-S



Ø 30

Other options upon request