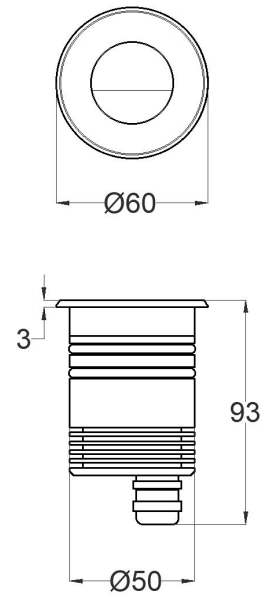


Tono i IP67 GS

Recessed Light | IP67 | Class III | Dimmable



LIGHT SOURCE & OPTIC

Power

6W
7W (24Vdc)

Lens

30° Asymmetric

Beam Direction

Fixed

Material

PMMA+ glass

LED quantity

1

Binning

2 MacAdam steps

Color temperature & quality

2200K CRI>80
2700K CRI>80
3000K CRI>80/90
3500K CRI>80
4000K CRI>80

Lifetime

(L70) >77.000 hrs

FIXTURE

Dimensions

Ø 60mm x H 93mm

Material

Aluminium / Stainless Steel

Body finishes

Black
Gray
Stainless Steel 316L

Weight

325gr

Mounting

Recessed

Fixing

Wall-Floor Recessed

Working temperature

-20° / +40°

ELECTRICAL FEATURES

Power supply

Constant current:
500 mA
Typical Vf= 12V - 500mA
Constant tension:
24Vdc (7W)

Driver requirement

Remote (not included)

Control

On/off
Push switch
Phase Cut
0/1-10 V
Casambi
DALI

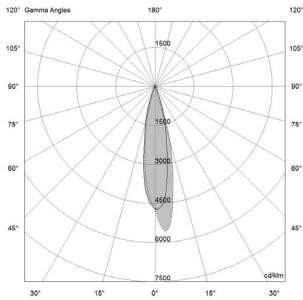
Feature

Water Infiltration Protection System

Tono i IP67 GS

PHOTOMETRIC DATA (3000K CRI>80)

6W - 30° Asy | UGR=5



H (m)	D (m)	Eav (lx)
1	0.43	782
2	0.85	195
3	1.28	87
4	1.71	49
5	2.14	31

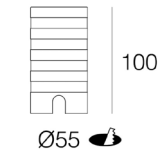
Total lumen output
141 lm

Efficacy
24 lm/W
20 lm/W

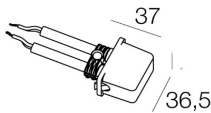
Tono i IP67 GS

INSTALLATION ACCESSORIES

Alluminium recessed box (A00489.40)

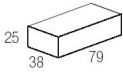


Watertight connector (A00387.40)

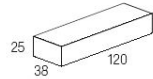


SUGGESTED REMOTE DRIVER

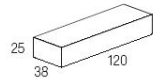
On/off:
CC14-F-500-PI



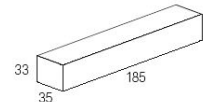
CV30-F-24-PI



DALI 2:
CC10-D-500-PI



CV25-D-24-PI



Other options upon request