



IP40



Class III



Montaggio a parete, soffitto, pavimento
Wall, ceiling, floor mounting



Collegare in serie 350mA o 700mA
Connect in series at 350mA or 700mA



70 gr



Altamente riciclabile
Highly recyclable

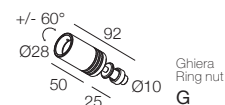


Sei ottiche disponibili
Svariate tipologie di fissaggio
Eleganti finiture

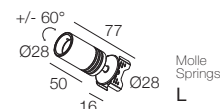
Six optics available
Various types of fastening
Elegant finishes

TINI

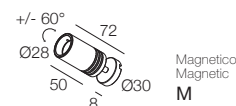
	1W 350mA	2W 700mA	3W 350mA	Finiture Finish	Colore LED LED Colour	Elementi di fissaggio Fixing element
Lumen Output 3000K	110lm	200lm	300lm			
10° Lens	733192. _ _ _	733193. _ _ _		3 Grigio - Gray 4 Nero - Black T Titanio - Titanium Z Champagne Gold	U 2200K X 2700K CRI > 90 6 3000K W 3000K CRI > 90 9 4000K 1 5000K	G Ghiera - Ring nut L Molle - Springs M Magnetico - Magnetic P Applique - Applique
15° Lens			7A3194. _ _ _			
30° Lens	763192. _ _ _	763193. _ _ _	763194. _ _ _			
40° Lens	743192. _ _ _	743193. _ _ _				
60° Lens			753194. _ _ _			
Lente ellittica Elliptical lens	773192. _ _ _	773193. _ _ _	773194. _ _ _			



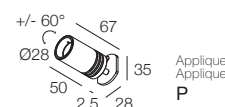
Ghiera
Ring nut
G



Molle
Springs
L



Magnetico
Magnetic
M

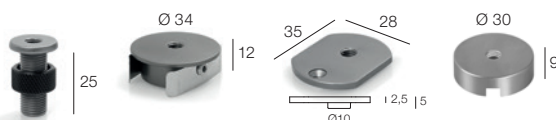


Applique
Applique
P

ALIMENTATORI CONSIGLIATI (non inclusi)
SUGGESTED DRIVERS (not included)

350mA CC20-F-350-N
700mA CC20-F-700-N

ELEMENTI DI FISSAGGIO
FIXING ELEMENTS



Ghiera
Ring nut
G

Ø 10 mm

Molle
Springs
L

Ø 28 mm

Applique
Applique
P

Ø 10 mm

Magnetico
Magnetic
M

ACCESSORI
ACCESSORIES



Visiera
antiabbagliamento
Low glare visor
A00665_0



Visiera cilindrica
antiabbagliamento
Low glare tube visor
A00666_0

EXAMPLE CODE COMPOSITION
123456.

FIXING ELEMENT
LED COLOUR
FINISH