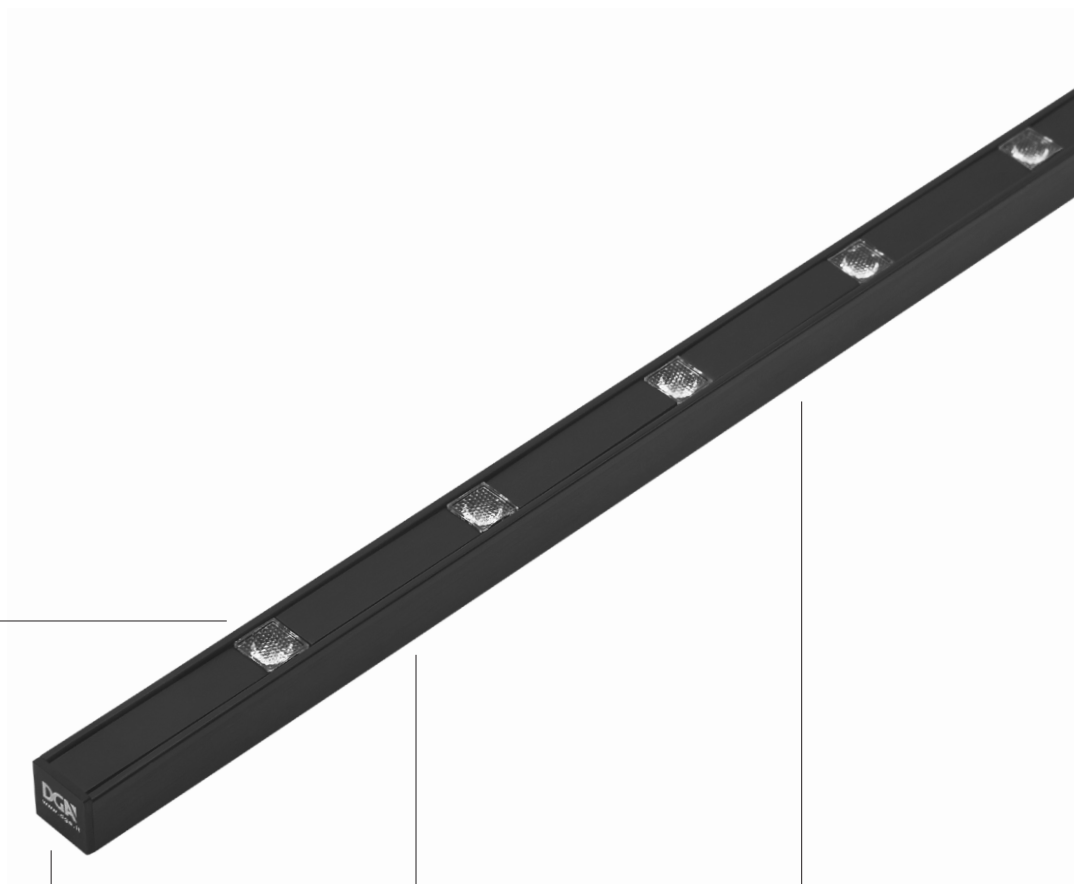
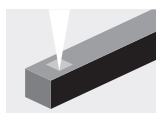




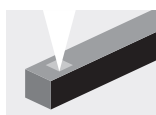
discover more



LENS



L20
20° Lens

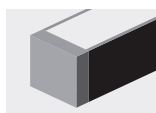


L30
30° Lens



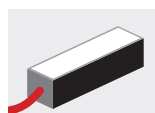
L50
50° Lens

END CAP

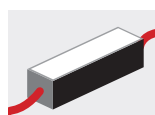


A
Aluminum

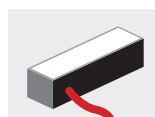
EXIT CABLE



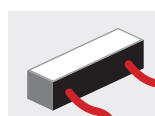
A
Cap Exit



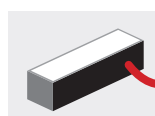
AB
In&Out Cap Exit



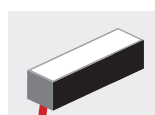
C
Left Side Exit



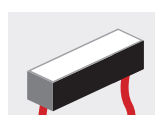
CD
In&Out Side Exit



D
Right Side Exit

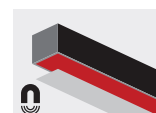


E
Back Exit



EF
Back In&Out Exit

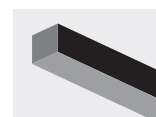
FIXING



M
Magnetic Fixing

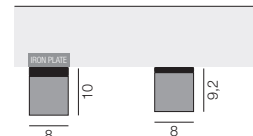


B
Double Sided Tape



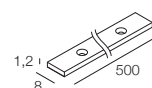
N
Without Fixing

FIXING



M
Magnetic Fixing

B
Double Sided Tape



Iron plate for **M** Magnetic Fixing
A01743.H0

Linear with Lenses IP40

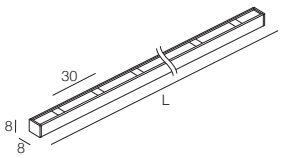


IP40

12Vdc

120 g/m

2



Lumen Output 3000K CRI > 90

25W/m - 20° Lens - Finish Black: 1600 lm/m

CODE

LC8L - 25 - [] - [] - A - [] - [] . [] []

POWER	LENGTH (cm)	LENS	END CAP	EXIT CABLE	FIXING	FINISH	CCT
25 25W/m	010 019 028 037 046 055 064 073 082 091 100 109 118 127 136 145 154 163 172 181 190	L20 20° Lens L30 30° Lens L50 50° Lens	A Aluminum	A Cap Exit AB In&Out Cap Exit C Left Side Exit CD In&Out Side Exit D Right Side Exit E Back Exit EF Back In&Out Exit	M Magnetic Fixing B Double Sided Tape N Without Fixing	4 Black 3 Gray	U 2200K X 2700K CRI > 90 W 3000K CRI > 90 K 3500K CRI > 90 D 4000K CRI > 90

Custom lengths upon request

ACCESSORIES (only for N without fixing)

IRON PLATE	MAGNETIC BRACKETS	BRACKETS WITH SCREWS	MOUNTING CLIP
Iron plate for Magnetic Bracket A01744.H0	Magnetic brackets 0° A00534._ 0	Bracket with screw 0° A00529._ 0	Mounting clip A00706._ 0
	Magnetic brackets 45° A01755._ 0	Bracket with screw 45° A00845._ 0	