
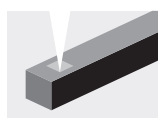
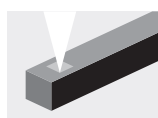
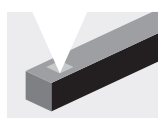


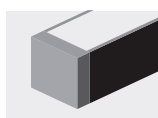
discover more



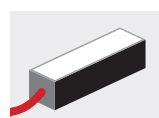
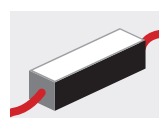
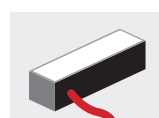
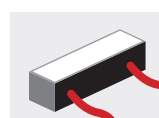
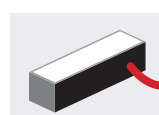
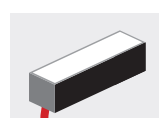
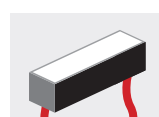
LENS

**L20**
20° Lens**L30**
30° Lens**L50**
50° Lens

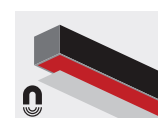

END CAP

**A**
Aluminum

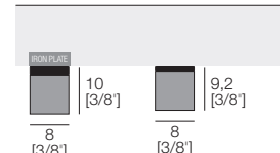
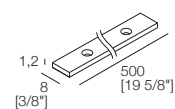
EXIT CABLE

**A**
Cap Exit**AB**
In&Out Cap Exit**C**
Left Side Exit**CD**
In&Out Side Exit**D**
Right Side Exit**E**
Back Exit**EF**
Back In&Out
Exit

FIXING

**M**
Magnetic Fixing**B**
Double Sided Tape**N**
Without Fixing

FIXING

**M**
Magnetic Fixing**B**
Double Sided TapeIron plate for **M** Magnetic Fixing
A01743.H0

Linear with Lenses IP40



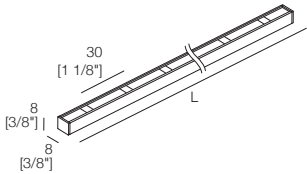
IP40

12Vdc

120
g/m

2

c us
LISTED



Lumen Output 3000K CRI > 90
25W/m - 20° Lens - Finish Black: 1600 lm/m

CODE
LC8L - 25 - - - A - - . - -UL

POWER	LENGTH (cm)	LENS	END CAP	EXIT CABLE	FIXING	FINISH	CCT
25 25W/m	010 019 028 037 046 055 064 073 082 091 100 109 118 127 136 145 154 163 172 181 190	L20 20° Lens L30 30° Lens L50 50° Lens	A Aluminum	A Cap Exit AB In&Out Cap Exit C Left Side Exit CD In&Out Side Exit D Right Side Exit E Back Exit EF Back In&Out Exit	M Magnetic Fixing B Double Sided Tape N Without Fixing	● 4 Black ● 3 Gray	● U 2200K ● X 2700K CRI > 90 ● W 3000K CRI > 90 ● K 3500K CRI > 90 ● D 4000K CRI > 90

Custom lengths upon request

ACCESSORIES (only for N without fixing)

IRON PLATE

MAGNETIC BRACKETS

BRACKETS WITH SCREWS

MOUNTING CLIP

Iron plate for Magnetic Bracket
A01744.H0

Magnetic brackets 0°
A00534._ 0

Magnetic brackets 45°
A01755._ 0

Bracket with screw 0°
A00529._ 0

Bracket with screw 45°
A00845._ 0

Mounting clip
A00706._ 0

SUGGESTED DRIVERS (not included)