












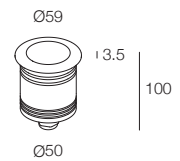
ODINO 6 i

-  IP67
-  Class I
-  Incasso a parete, pavimento
Wall, floor recessed
-  WIPS - Water Infiltration Protection System
-  Carrabile 2000 kg
Drive over up to 2000 kg
-  Cavo in neoprene 100 cm
100 cm neoprene cable
(disponibile lunghezza cavo su misura)
(additional cable length available upon request)
-  DRIVERLESS technology
Collegare alla tensione di rete 220-240Vac
Connect directly to the line voltage to 220-240Vac
-  215 gr
-  Altamente riciclabile
Highly recyclable



■ ODINO 6 i

	6W 220-240Vac	Finiture Finish	Colore LED LED Colour
Lumen 3000K	450lm		
 30° Lens	763739.___	 3 Grigio - Gray  4 Nero - Black	 Y 2700K  6 3000K
 50° Reflector	7D3739.___	 B Bronzo Scuro Dark Bronze	



ACCESSORI ACCESSORIES



Controcassa in alluminio
Aluminum recessed box
A00569.30



Connettore stagno
Watertight connector
A01023.40



EXAMPLE CODE COMPOSITION
123456.

LED COLOUR
FINISH