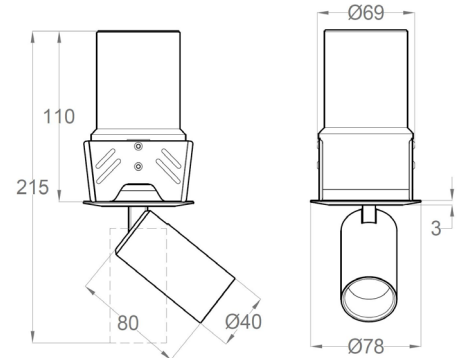


Tono In&Out m

Downlights | IP40 | Class III | Dimmable



LIGHT SOURCE & OPTIC

Power

3W
6W/9W

Lens

3° - 3W
10°/ 30°/ 50° - 6/9W

Beam Direction

Adjustable (Symmetrical):
Tilting +/- 90°, rotating +/- 355°,

Material

PMMA

LED quantity

1

Binning

2 MacAdam steps

Color temperature & quality

2200K CRI>80
2700K CRI>80
3000K CRI>80/90
3500K CRI>80
4000K CRI>80

Lifetime (Ta 25°)

L90 >60.500 hrs

Output (3000K CRI>90)

265 lm - 900mA
578 lm - 500mA / 784 lm - 700mA

FIXTURE

Dimensions

Ø 40mm x H 80mm (cylinder)

Material

Aluminium

Body finishes

Black (RAL 9005)
Dar bronze
White (RAL 9003)

Weight

360gr

Mounting

Semi-recessed: cut out Ø 64mm

Fixing

Fixing Frame

Working temperature

-20° / +40°

ELECTRICAL FEATURES

Power supply

Constant current:
900mA
500mA / 700mA
Typical Vf= 3V - 900mA
Typical Vf= 12V - 500/700mA

Driver requirement

Remote (not included)

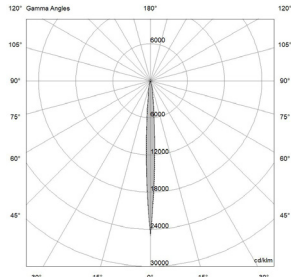
Control

On/off
Push switch
Phase Cut
0/1-10 V
Casambi
DALI

Tono In&Out m

PHOTOMETRIC DATA (3000K CRI>80)

3W - 3° | UGR 7

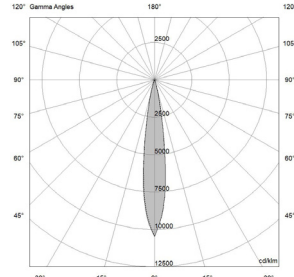


H (m)	D (m)	Eav (lx)
1	0.11	3544
2	0.23	886
3	0.34	394
4	0.46	221
5	0.57	142

Total lumen output
218 lm

Efficacy
73 lm/W

6W - 10° | UGR 9

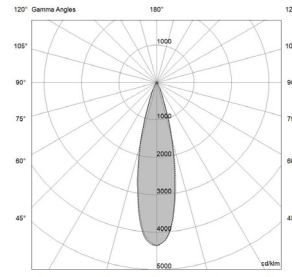


H (m)	D (m)	Eav (lx)
1	0.28	3204
2	0.56	801
3	0.84	356
4	1.12	200
5	1.40	128

Total lumen output
520 lm

Efficacy
87 lm/W

6W - 30° | UGR 13

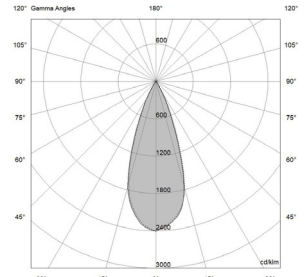


H (m)	D (m)	Eav (lx)
1	0.47	1225
2	0.94	306
3	1.40	136
4	1.87	77
5	2.34	49

Total lumen output
466 lm

Efficacy
78 lm/W

6W - 50° | UGR 15

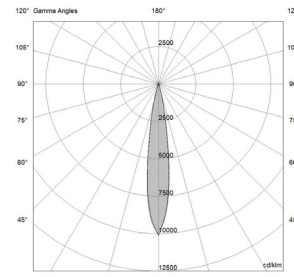


H (m)	D (m)	Eav (lx)
1	0.69	632
2	1.39	158
3	2.08	70
4	2.77	40
5	3.47	25

Total lumen output
442 lm

Efficacy
74 lm/W

9W - 10° | UGR 10

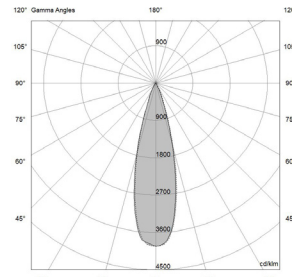


H (m)	D (m)	Eav (lx)
1	0.28	4144
2	0.56	1036
3	0.84	460
4	1.12	259
5	1.40	166

Total lumen output
703 lm

Efficacy
78 lm/W

9W - 30° | UGR 14

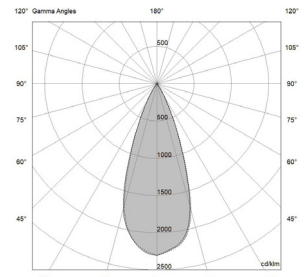


H (m)	D (m)	Eav (lx)
1	0.47	1590
2	0.93	379
3	1.40	177
4	1.87	99
5	2.34	64

Total lumen output
640 lm

Efficacy
71 lm/W

9W - 50° | UGR 20



H (m)	D (m)	Eav (lx)
1	0.69	823
2	1.39	206
3	2.08	91
4	2.77	51
5	3.46	33

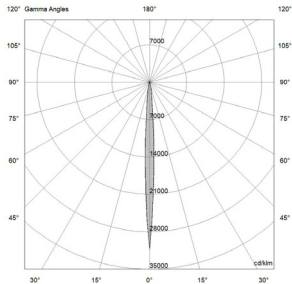
Total lumen output
599 lm

Efficacy
66 lm/W

Tono In&Out m

PHOTOMETRIC DATA (3000K CRI>80) - with hex louver

3W - 3° | UGR 1

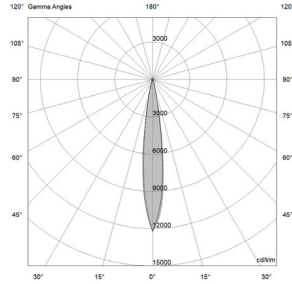


H (m)	D (m)	Eav (lx)
1	0.10	3157
2	0.21	789
3	0.31	351
4	0.41	197
5	0.52	126

Total lumen output
166 lm

Efficacy
55 lm/W

6W - 10° | UGR 3

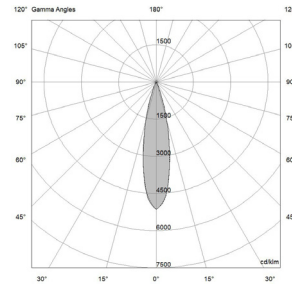


H (m)	D (m)	Eav (lx)
1	0.25	3181
2	0.51	795
3	0.76	353
4	1.01	199
5	1.27	127

Total lumen output
413 lm

Efficacy
69 lm/W

6W - 30° | UGR 8

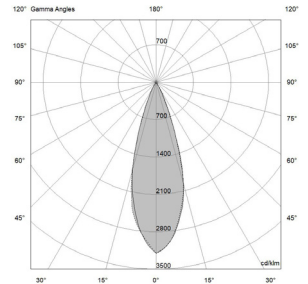


H (m)	D (m)	Eav (lx)
1	0.41	1111
2	0.82	278
3	1.23	123
4	1.64	69
5	2.05	44

Total lumen output
346 lm

Efficacy
58 lm/W

6W - 50° | UGR 8

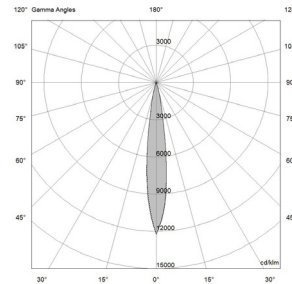


H (m)	D (m)	Eav (lx)
1	0.59	579
2	1.18	145
3	1.76	64
4	2.35	36
5	2.94	23

Total lumen output
297 lm

Efficacy
49 lm/W

9W - 10° | UGR 14

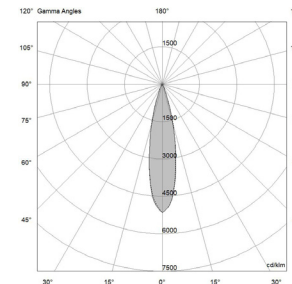


H (m)	D (m)	Eav (lx)
1	0.25	4108
2	0.51	1027
3	0.76	456
4	1.02	257
5	1.27	164

Total lumen output
536 lm

Efficacy
59 lm/W

9W - 30° | UGR 4

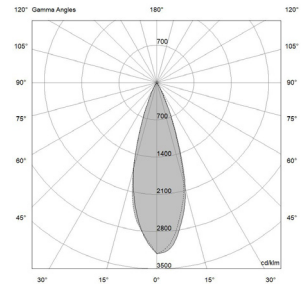


H (m)	D (m)	Eav (lx)
1	0.41	1438
2	0.82	359
3	1.23	160
4	1.64	90
5	2.05	58

Total lumen output
447 lm

Efficacy
50 lm/W

9W - 50° | UGR 20



H (m)	D (m)	Eav (lx)
1	0.58	757
2	1.17	189
3	1.75	84
4	2.33	47
5	2.92	30

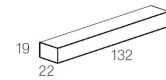
Total lumen output
389 lm

Efficacy
43 lm/W

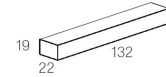

SUGGESTED REMOTE DRIVERS

On/Off :

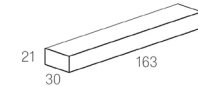

CC10-F-500-SI


 Ø 28

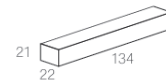
CC10-F-700-SI


 Ø 28

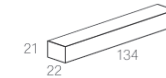
CC23-F-900-SP


 Ø 37
Multifunction (DALI 2, 0/1-10V, PUSH RIPPLE FREE, AM DIMMING):

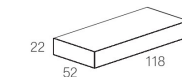
CC15-D-500-S


 Ø 30

CC15-D-700-S


 Ø 30

CC25-DM-900-N


 Ø 55

Other options upon request