

Saturno AF Wall washer

Downlights | IP40 | Class III | Dimmable

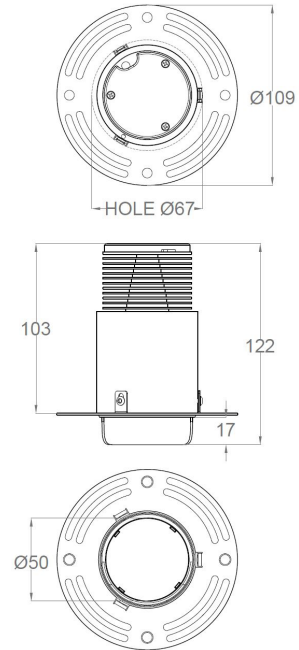


Fixing
frame



+

Module



LIGHT SOURCE & OPTIC

Power

18W

Lens

Wall washer

Beam Direction

Fixed, Asymmetrical

Material

PMMA

LED quantity

1

Binning

2 MacAdam steps

Color temperature & quality

2200K CRI>90
2400K CRI>90
2700K CRI>90/95
3000K CRI>80/90/95
3500K CRI>90/95
4000K CRI>90

Lifetime (Ta 25°)

L70 >77.000 hrs

Output (3000K CRI>90)

12°: 1639 lm
18°/ 24°/ 33°/ 52°: 2012 lm

FIXTURE

Dimensions

Ø 109mm x H 105mm (within frame)

Material

Aluminium

Module finishes

Warm White (RAL 9010)
White (RAL 9003)
Gray White (RAL 9002)
Gothic Cement (RAL 7033)
Gray (RAL 7012)
Beige Gray (RAL 7006)
Brown (RAL 8019)
Black (RAL 9005)

Weight

430gr

Mounting

Semi-recessed: cut out Ø 64mm

Fixing

Fixing frame for flush mounting

Working temperature

-20° / +40°

ELECTRICAL FEATURES

Power supply

Constant current:
500 mA
Typical Vf= 36V

Driver requirement

Remote (not included)

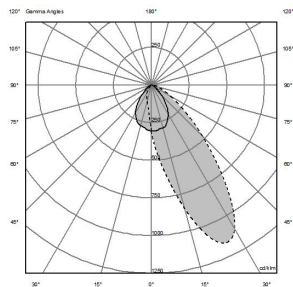
Control

On/off
Push switch
Phase Cut
0/1-10 V
Casambi
DALI

Saturno AF Wall washer

PHOTOMETRIC DATA (3000K CRI>90)

18W - WW | UGR 13x32



H (m)	D (m)	Eav (lx)
1	1.54-1.78	377
2	3.08-3.55	94
3	4.62-5.33	42
4	6.16-7.10	24
5	7.70-8.88	15

Total lumen output
1463 lm

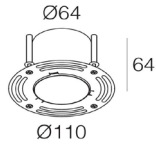
Efficacy
81 lm/W

Saturno AF Wall washer

INSTALLATION ACCESSORIES

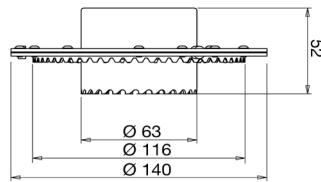
Fixing rame (A01234._0)

Necessary element: please specify always 1 frame for each Fixture in the purchase order



Hole saw (A00830.H0)

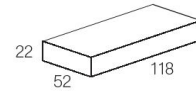
available for easier installation



SUGGESTED REMOTE DRIVERS

On/Off :

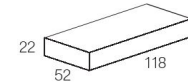
CC20-F-500-N



Ø 55

Multifunction (DALI 2, PUSH RIPPLE FREE, AM DIMMING):

CC25-DM-500-N



Ø 55

Other options upon request