

Marte AF

Downlights | IP40 | Class III | Dimmable



Fixing
frame



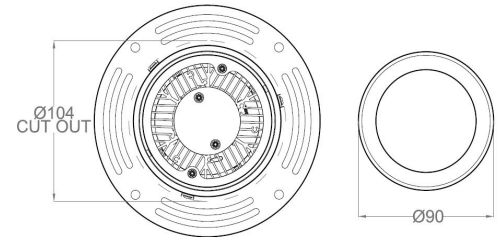
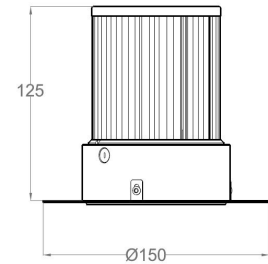
+

Module



+

Interchangeable
accessories



LIGHT SOURCE & OPTIC

Power

31W

Lens

22°/ 26°/ 38°/ 60° - interchangeable

Beam Direction

Fixed, Symmetrical

Material

PMMA

LED quantity

1

Binning

2 MacAdam steps

Color temperature & quality

2200K CRI>90
2400K CRI>90
2700K CRI>90/95
3000K CRI>80/90/95
3500K CRI>90/95
4000K CRI>90

Lifetime

(L70) >77.000 hrs

FIXTURE

Dimensions

Ø 150mm x H 128mm

Material

Aluminium

Module finishes

Warm White (RAL 9010)
White (RAL 9003)
Gray White (RAL 9002)
Gothic Cement (RAL 7033)
Gray (RAL 7012)
Beige Gray (RAL 7006)
Brown (RAL 8019)
Black (RAL 9005)

Fixing frame finish

Black

Weight

690gr

Mounting

Recessed: cut out Ø 104mm

Fixing

Fixing frame for trimless flush mount

Working temperature

-20° / +40°

ELECTRICAL FEATURES

Power supply

Constant current:
900 mA
Typical Vf= 36V

Driver requirement

Remote (not included)

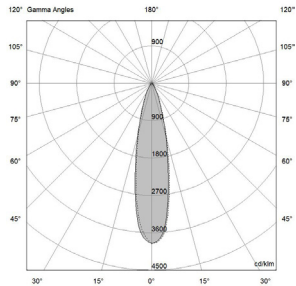
Control

On/off
Push switch
Phase Cut
0/1-10 V
Casambi
DALI

Marte AF

PHOTOMETRIC DATA (3000K CRI>90)

31W - 22° | UGR 19

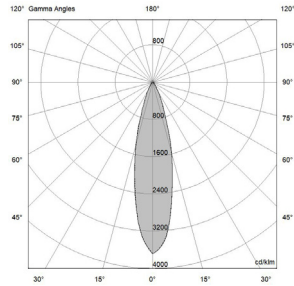


H (m)	D (m)	Eav (lx)
1	0.41	8146
2	0.82	2036
3	1.23	905
4	1.65	509
5	2.06	326

Total lumen output
3396 lm

Efficacy
109 lm/W

31W - 26° | UGR 20

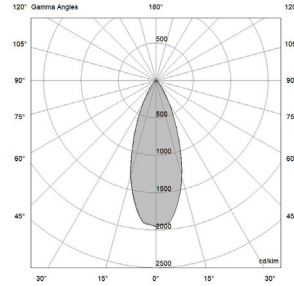


H (m)	D (m)	Eav (lx)
1	0.45	7561
2	0.90	1890
3	1.35	840
4	1.80	473
5	2.25	302

Total lumen output
3413 lm

Efficacy
110 lm/W

31W - 38° | UGR 21

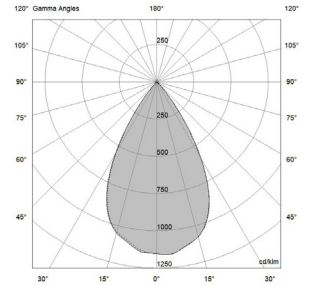


H (m)	D (m)	Eav (lx)
1	0.70	3760
2	1.40	940
3	2.10	418
4	2.80	235
5	3.50	150

Total lumen output
3256 lm

Efficacy
105 lm/W

31W - 60° | UGR 22



H (m)	D (m)	Eav (lx)
1	1.15	2000
2	2.30	500
3	3.45	222
4	4.59	125
5	5.74	80

Total lumen output
3209 lm

Efficacy
103 lm/W

Marte AF

INTERCHANGEABLE ACCESSORIES

Optical Filters

Hex louver
Elliptical Filter
Prismatic filter
Softening lens

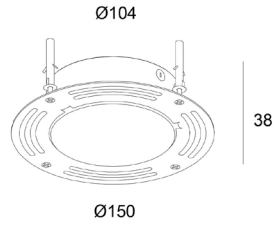
Lenses

22° / 26° / 38° / 60°

INSTALLATION ACCESSORIES

Fixing rame (A01648.40)

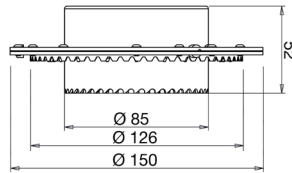
Necessary element: please specify always 1 frame for each Fixture in the purchase order



INSTALLATION TOOL

Hole saw (A01258.H0)

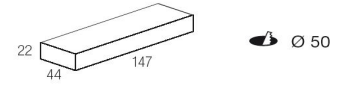
available for easier installation



SUGGESTED REMOTE DRIVERS

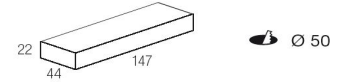
On/Off :

CC40-F-900-N



Multifunction (DALI 2, 0/1-10V, PUSH RIPPLE FREE, AM DIMMING):

CC40-D-900-N



Other options upon request