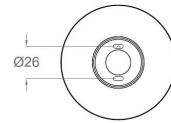
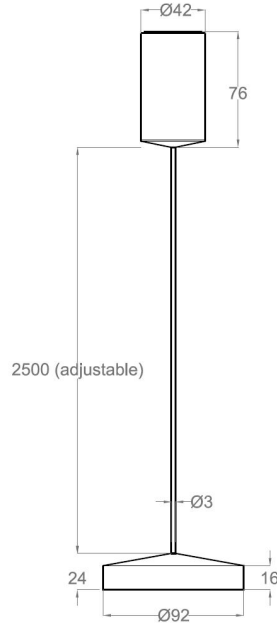


Luna 230V

Suspension | IP40 | Class II | Not dimmable



LIGHT SOURCE & OPTIC

Power

7W

Emission

Diffused

Beam Direction

Fixed, Symmetrical

Material

Glass

LED quantity

56

Binning

2 MacAdam steps

Color temperature & quality

2700K CRI>80

3000K CRI>80/90

4000K CRI>80

Lifetime

(L70) >54.000 hrs

FIXTURE

Dimensions

Ø 92mm x H 24mm

Material

Brass

Aluminium

Body finishes

PVD Satin Black

PVD Polished Black

PVD Gold Chrome

PVD Satin Gold

PVD Rose gold

PVD Shiny Chrome

Titanium

Dark bronze

Champagne gold

Ceiling canopy finishes

Black (RAL 9005)

White (RAL 9003)

Weight

400gr

Mounting

On surface

Fixing

Screws

ELECTRICAL FEATURES

Power Supply

Main Voltage: 220-240 Vac

Driver requirement

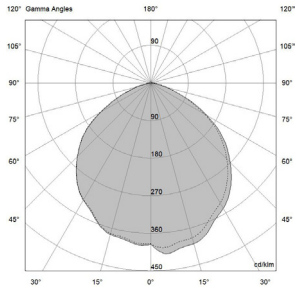
Built-in

Control

On/off

PHOTOMETRIC DATA (3000K CRI>90)

7W - 105° | UGR 24



| H (m) | D (m) | Eav (lx) |
|----------|----------|-------------|
| 1 | 2.68 | 38 |
| 2 | 5.36 | 10 |
| 3 | 8.04 | 4 |
| 4 | 10.71 | 2 |
| 5 | 13.39 | 2 |

Total lumen output
342 lm

Efficacy
49 lm/W