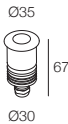


Recessed Lights



350 / 500mA	1W	2W	3W
Lumen Output 3000K	350mA - 120 lm	500mA - 170 lm	350mA - 100 lm
10° Lens	730917._ _	730918._ _	
30° Lens	760917._ _	760918._ _	
40° Lens	740917._ _	740918._ _	
Frosted Glass	720917._ _	720918._ _	720919._ _
Transparent Glass	710917._ _	710918._ _	710919._ _
Elliptical Lens	770917._ _	770918._ _	

FINISH	CCT
4 Black	U 2200K
3 Gray	Y 2700K
6 Stainless Steel AISI 316L	6 3000K
	9 4000K

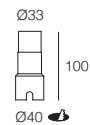
24V	1,5W	2W	4W
Lumen Output 3000K	24Vdc - 120 lm	24Vdc - 170 lm	24Vdc - 100 lm
10° Lens	734659._ _	734660._ _	
30° Lens	764659._ _	764660._ _	
40° Lens	744659._ _	744660._ _	
Frosted Glass	724659._ _	724660._ _	724661._ _
Transparent Glass	714659._ _	714660._ _	714661._ _
Elliptical Lens	774659._ _	774660._ _	



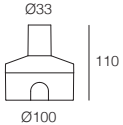
SUGGESTED DRIVERS (not included)

350mA	CC14-F-350-PI	p. 704
500mA	CC14-F-500-PI	p. 704
24Vdc	CV30-F-24-PI	p. 708

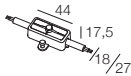
ACCESSORIES



Aluminum recessed box  
A00161.30



Plastic recessed box  
A00249.40



Watertight connector p. 682  
A00357.40

EXAMPLE CODE COMPOSITION

123456. CCT  
FINISH