

GEMMA 35 IP67 m















-  IP67
-  Class III
-  Incasso a parete, soffitto, pavimento
Wall, ceiling, floor recessed
-  WIPS - Water Infiltration Protection System
-  Carrabile 2000 kg
Drive over up to 2000 kg
-  Cavo in neoprene 100 cm
100 cm neoprene cable
(disponibile lunghezza cavo su misura)
(additional cable length available upon request)
-  Collegare in serie 350mA o 500mA
Connect in series at 350mA or 500mA
-  130 gr
-  Ø 31 mm
-  Altamente riciclabile
Highly recyclable

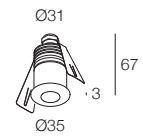


Svariate potenze
Ampia gamma di ottiche
Quattro finiture

Various powers
Wide range of optics
Four finishes

GEMMA 35 IP67 m

	1W 350mA	2W 500mA	3W 350mA	Finiture Finish	Colore LED LED Colour
Lumen 3000K	100lm	150lm	300lm		
 10° Lens	730917._ _ L	730918._ _ L		 3 Grigio - Gray	 U 2200K
 30° Lens	760917._ _ L	760918._ _ L		 4 Nero - Black	 Y 2700K
 40° Lens	740917._ _ L	740918._ _ L		 6 Acciaio Inox Stainless Steel AISI 316L	 6 3000K
 Vetro trasparente Transparent glass	720917._ _ L	720918._ _ L	720919._ _ L	 7 Bianco - White	 9 4000K
 Vetro satinato Frosted glass	710917._ _ L	710918._ _ L	710919._ _ L		
 Lente ellittica Elliptical lens	770917._ _ L	770918._ _ L			



ALIMENTATORI CONSIGLIATI (non inclusi)
SUGGESTED DRIVERS (not included)

350mA CC20-F-350-N
500mA CC20-F-500-N

ACCESSORI
ACCESSORIES



Micro connettore stagno
Micro watertight connector
A00357.40

EXAMPLE CODE COMPOSITION
123456.

LED COLOUR
FINISH