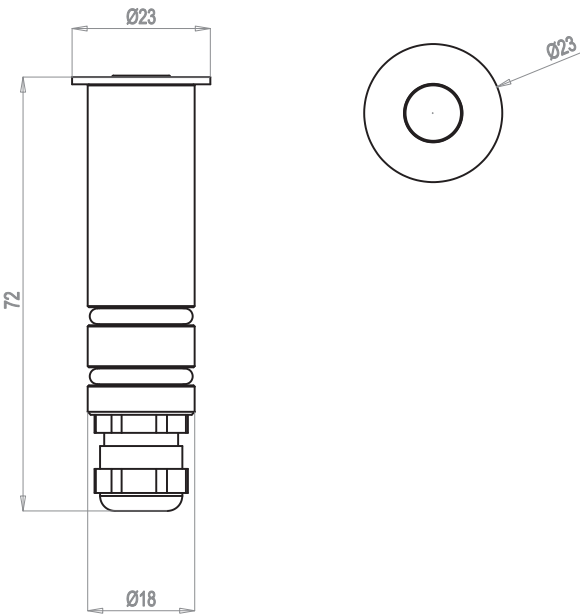


Gemma 20 IP67

Recessed Light | IP67 | Class III | Dimmable



LIGHT SOURCE & OPTIC

Power

1,5W
1W
2W

Lens

15°/30°/40°
Frosted Glass
Trasparent Glass
Elliptical Lens

Beam Direction

Fixed

Material

PMMA

LED quantity

1

Binning

2 MacAdam steps

Color temperature & quality

2200K CRI>80
2700K CRI>90
3000K CRI>90
4000K CRI>80

Lifetime

(L90) >60.000 hrs

FIXTURE

Dimensions

Ø 23mm x H 72mm

Material

Aluminium

Body finishes

Black
Grey
Stainless Steel AISI316L

Weight

87gr

Mounting

Recessed

Fixing

Wall Ceiling Floor Recessed

Working temperature

-20° / +40°

ELECTRICAL FEATURES

Power supply

Main Voltage:
24Vdc
350 mA
500 mA

Driver requirement

Remote (not included)

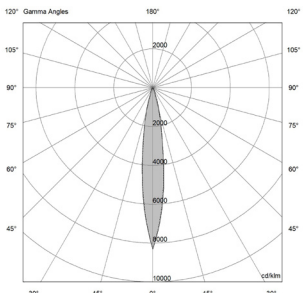
Control

On/off
Push switch
Phase Cut
0/1-10 V
Casambi
DALI

Gemma 20 IP67

PHOTOMETRIC DATA (3000K CRI>90)

1W - 15° | UGR 13.7

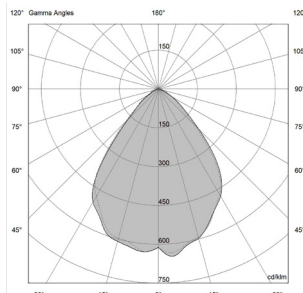


H (m)	D (m)	Eav (lx)
1	0.26	577
2	0.52	144
3	0.79	64
4	1.05	36
5	1.31	23

Total lumen output
69 lm

Efficacy
73 lm/W

1W - 30° | UGR 17.5

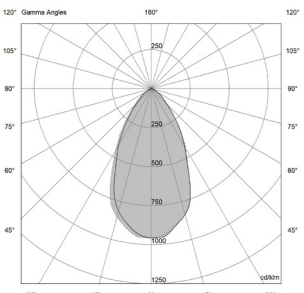


H (m)	D (m)	Eav (lx)
1	0.37	302
2	0.74	76
3	1.1	34
4	1.47	19
5	1.84	12

Total lumen output
63 lm

Efficacy
64 lm/W

1W - 40° | UGR 28.4

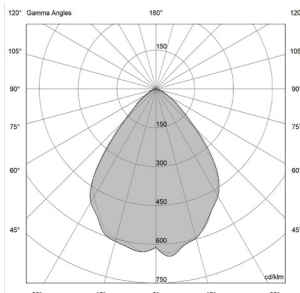


H (m)	D (m)	Eav (lx)
1	1.10	52
2	2.19	13
3	3.29	6
4	4.38	3
5	5.48	2

Total lumen output
54 lm

Efficacy
54 lm/W

1W - Frosted | UGR 27.7

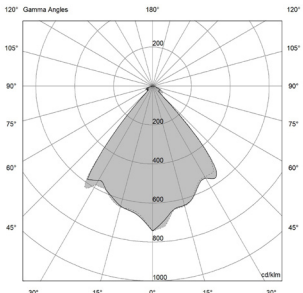


H (m)	D (m)	Eav (lx)
1	1.63	20
2	3.26	5
3	4.90	2
4	6.53	1
5	8.16	1

Total lumen output
31 lm

Efficacy
31 lm/W

1W - Transparent | UGR 27.3

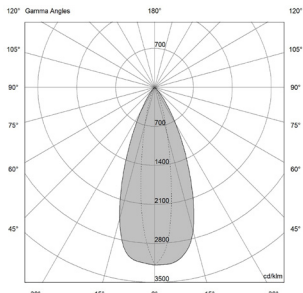


H (m)	D (m)	Eav (lx)
1	1.65	31
2	3.31	8
3	4.96	3
4	6.62	2
5	8.27	1

Total lumen output
41 lm

Efficacy
41 lm/W

1W - Elliptical | UGR 9.4



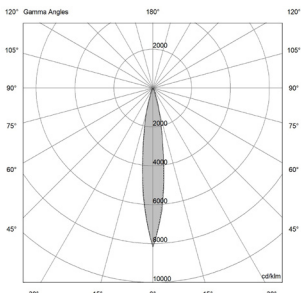
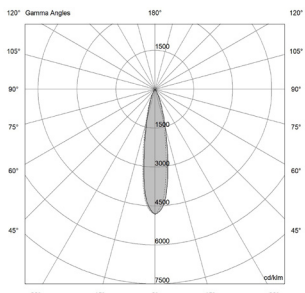
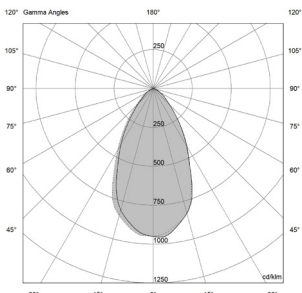
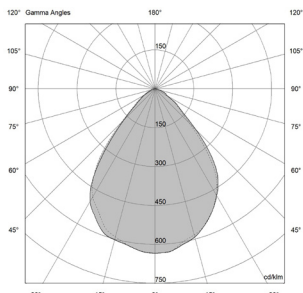
H (m)	D (m)	Eav (lx)
1	0.34	182
2	0.69	46
3	1.03	20
4	1.37	11
5	1.71	7

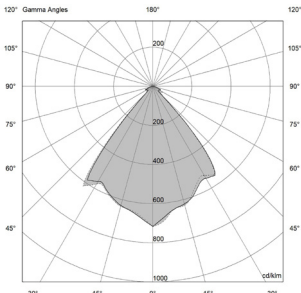
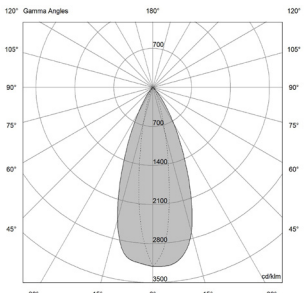
Total lumen output
57 lm

Efficacy
58 lm/W

Gemma 20 IP67

PHOTOMETRIC DATA (3000K CRI>90)

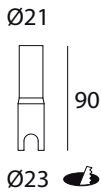
2W - 15° UGR 14.6			2W - 30° UGR 20			2W - 40° UGR 29.5			2W - Frosted UGR 28.8		
											
H (m)	D (m)	Eav (lx)	H (m)	D (m)	Eav (lx)	H (m)	D (m)	Eav (lx)	H (m)	D (m)	Eav (lx)
1	0.26	759	1	0.37	394	1	1.09	69	1	1.65	27
2	0.53	240	2	0.74	98	2	2.18	17	2	3.31	7
3	0.79	84	3	1.10	44	3	3.27	8	3	4.96	3
4	1.05	47	4	1.47	25	4	4.37	4	4	6.62	2
5	1.32	30	5	1.84	16	5	5.46	3	5	8.27	1
Total lumen output 93 lm			Total lumen output 81 lm			Total lumen output 73 lm			Total lumen output 43 lm		
Efficacy 48 lm/W			Efficacy 42 lm/W			Efficacy 36 lm/W			Efficacy 21 lm/W		

2W - Transparent UGR 29.5			2W - Elliptical UGR 11.2		
					
H (m)	D (m)	Eav (lx)	H (m)	D (m)	Eav (lx)
1	1.67	40	1	0.34	248
2	3.33	10	2	0.68	62
3	5.00	4	3	1.02	28
4	6.67	3	4	1.36	16
5	8.34	2	5	1.70	10
Total lumen output 56 lm			Total lumen output 77 lm		
Efficacy 28 lm/W			Efficacy 39 lm/W		

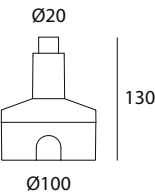
Gemma 20 IP67

INSTALLATION ACCESSORIES

Alluminium recessed box (A00285.30)



Plastic recessed box (A00326.40)



SUGGESTED REMOTE DRIVER

On/off:
CC14-F-350-PI / CC14-F-500-PI
CV30-F-24-PI



Multifunction (DALI 2, 0/1-10V, PUSH):
CC20-D-350-P / CC20-D-500-P
CV25-D-24-PI

