

LIGHT SOURCE

LED quantity	224/m	
Power max	12 W/m – 25 W/m	
Total lumen output (3000K CRI>90)	12W/m: Opal cover - 448 lm/m	25W/m: Opal cover - 830 lm/m
Efficacy lm/W (3000K CRI>90)	12W/m Opal cover - 37 lm/W	25W/m Opal cover - 33 lm/W
CRI	>80 – >90	
LED Temperature	2200K – 2500K – 2700K CRI>90 - 3000K CRI>90 – 3500K CRI>90 - 4000K CRI>90	
Average operational life	50.000 hours	

OPTIC

Material	Polycarbonate
Available optics	Opal cover, transparent cover
Beam direction	Fixed
Flux symmetry	Symmetrical

FIXTURE

Material	Aluminum
Available finishes	Hard coat anodized: 3 - Gray 4 - Black
IP Rate	IP40
Working Temperature	-20° ÷ +40°
Integrated Fixing System	Magnets fixing, Double sided tape fixing

ELECTRICAL FEATURES

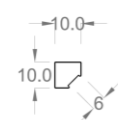
Driver	Remote
Dimmable	Push, 1-10V, DALI
Connection	In parallel at 24Vdc
Class	III

MECHANICAL FEATURES

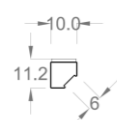
Dimensions	10 x 10 x L mm
Weight	170 gr/m
Installed	Wall, ceiling, floor mounting
Cut-out	-
Use	Indoor

ACCESSORIES

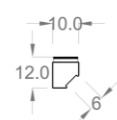
Visor	-
Filter	-
Box/ Frame	-
Fixing system	Bracket with screw, mounting clip



Without fixing

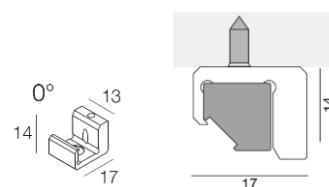


Double sided tape

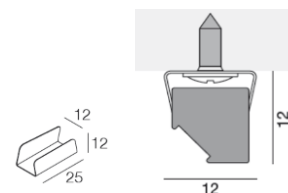


External magnets

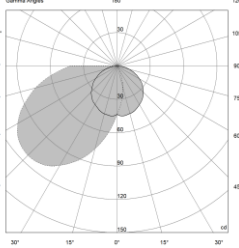
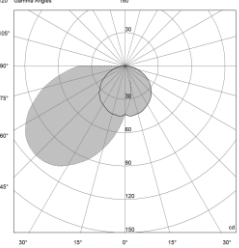
Bracket with screw:



Mounting clip:



PHOTOMETRIC DATA

Opal Cover – 12W/m – L.49 cm	Opal Cover – 25W/m – L.49 cm		
			
UGR= 29 x 37	UGR= 30 x 38		

NOTES

Optimized lenghts (cm)

004	007	010	013	016	019	022	025	028	031	034	037	040	043	046	049	052	055	058	061	064	067	070	073	076	079
082	085	088	091	094	097	100	103	106	109	112	115	118	121	124	127	130	133	136	139	142	145	148	151	154	157
160	163	166	169	172	175	178	181	184	187	190	193	196	199	202	205	208	211	214	217	220	223	226	229	232	235
238	241	244	247	250	253	256	259	262	265	268	271	274	277	280	283	286	289	292	295	298					

Custom lenghts upon request