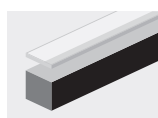





discover more



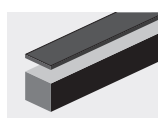
COVER



TRS
Transparent Cover
6%

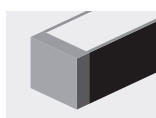


OPL
Opal Cover
25%

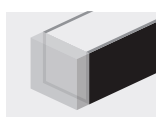


BLK
Black Ghost Cover
80%

END CAP

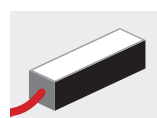


A
Aluminum

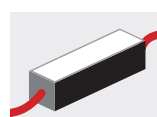


T
Transparent

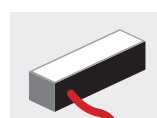
EXIT CABLE



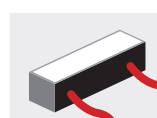
A
Cap Exit



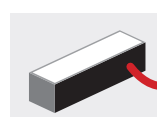
AB
In&Out Cap Exit



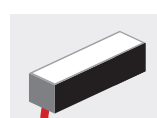
C
Left Side Exit



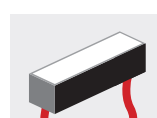
CD
In&Out Side Exit



D
Right Side Exit

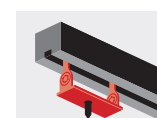


E
Back Exit

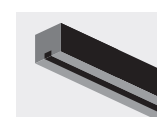


EF
Back In&Out
Exit

FIXING

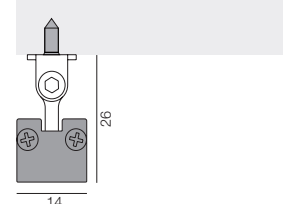


P
Adjustable Bracket



N
Without Fixing

FIXING



P
Adjustable Bracket

Symmetric Linear IP40

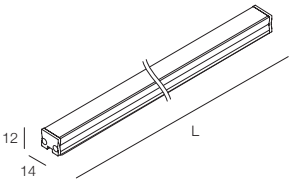


IP40

24Vdc

200
g/m

2



Lumen Output 3000K CRI > 90
23W/m - Opal Cover - Finish Gray: 1260 lm/m

Cometa LC

CODE
LCLC - [] - [] - [] - [] - [] - [] - []

POWER	LENGTH (cm)										COVER	END CAP	EXIT CABLE	FIXING	FINISH	CCT
08 8W/m	004	007	010	013	016	019	022	025	028	031	TRS	A	A	P	4	U
12 12W/m	034	037	040	043	046	049	052	055	058	061	OPL	T	AB	N	3	Q
16 16W/m	064	067	070	073	076	079	082	085	088	091	BLK		C			X
19 19W/m	094	097	100	103	106	109	112	115	118	121			CD			W
23 23W/m	124	127	130	133	136	139	142	145	148	151			D			K
	154	157	160	163	166	169	172	175	178	181			E			D
	184	187	190	193	196	199	202	205	208	211			EF			
	214	217	220	223	226	229	232	235	238	241						
	244	247	250	253	256	259	262	265	268	271						
	274	277	280	283	286	289	292	295	298							

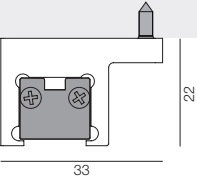
Custom lengths upon request

POWER	LENGTH TUNABLE WHITE (cm)										
16 16W/m	006	010	014	018	022	026	030	034	038	042	
TUNABLE WHITE	046	050	054	058	062	066	070	074	078	082	8 TUNABLE WHITE
	086	090	094	098	102	106	110	114	118	122	
	126	130	134	138	142	146	150	154	158	162	
	166	170	174	178	182	186	190	194	198	202	
	206	210	214	218	222	226	230	234	238	242	
	246	250	254	258	262	266	270	274	278	282	
	286	290	294	298							

Custom lengths upon request

ACCESSORIES (only for N without fixing)

BRACKETS WITH SCREWS

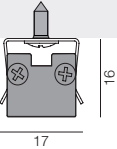


Bracket with screw 0°
A00854._ 0



Bracket with screw 45°
A00855._ 0

MOUNTING CLIP



Mounting clip
A00939._ 0

SUGGESTED DRIVERS (not included)

24Vdc CV70-F-24-N p. 292
24Vdc TW CV100-L-24-NL p. 291