
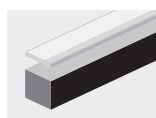





discover more



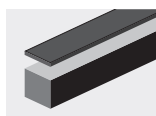
COVER



TRS
Transparent Cover
6%

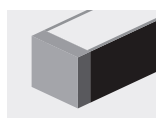


OPL
Opal Cover
25%

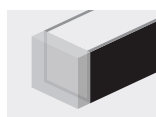


BLK
Black Ghost Cover
80%

END CAP

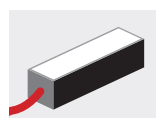


A
Aluminum

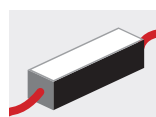


T
Transparent

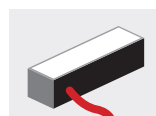
EXIT CABLE



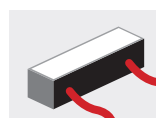
A
Cap Exit



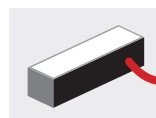
AB
In&Out Cap Exit



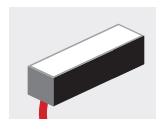
C
Left Side Exit



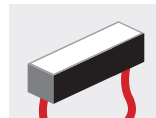
CD
In&Out Side Exit



D
Right Side Exit



E
Back Exit



EF
Back In&Out
Exit

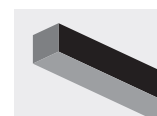
FIXING



M
Magnetic Fixing

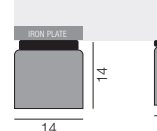


B
Double Sided Tape

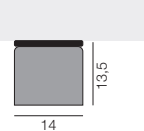


N
Without Fixing

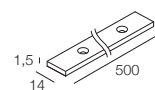
FIXING



M
Magnetic Fixing

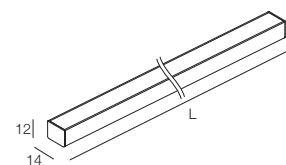


B
Double Sided Tape



Iron plate for **M** Magnetic Fixing
A01744.H0

Symmetric Linear IP40



Lumen Output 3000K CRI > 90

23W/m - Opal Cover - Finish Gray: 1220 lm/m

CODE

LADC- [] - [] - [] - [] - [] - [] - []

| POWER | LENGTH (cm) | | | | | | | | | | COVER | END CAP | EXIT CABLE | FIXING | FINISH | CCT |
|----------|-------------|-----|-----|-----|-----|-----|-----|-----|-----|-----|-----------------------|---------------|---------------------|---------------------|---------|------------------|
| 08 8W/m | 004 | 007 | 010 | 013 | 016 | 019 | 022 | 025 | 028 | 031 | TRS Transparent Cover | A Aluminum | A Cap Exit | M Magnetic Fixing | 4 Black | U 2200K |
| 12 12W/m | 034 | 037 | 040 | 043 | 046 | 049 | 052 | 055 | 058 | 061 | OPL Opal Cover | T Transparent | AB In&Out Cap Exit | B Double Sided Tape | 3 Gray | Q 2500K |
| 16 16W/m | 064 | 067 | 070 | 073 | 076 | 079 | 082 | 085 | 088 | 091 | BLK Black Ghost Cover | | C Left Side Exit | N Without Fixing | | X 2700K CRI > 90 |
| 19 19W/m | 094 | 097 | 100 | 103 | 106 | 109 | 112 | 115 | 118 | 121 | | | CD In&Out Side Exit | | | W 3000K CRI > 90 |
| 23 23W/m | 124 | 127 | 130 | 133 | 136 | 139 | 142 | 145 | 148 | 151 | | | D Right Side Exit | | | K 3500K CRI > 90 |
| | 154 | 157 | 160 | 163 | 166 | 169 | 172 | 175 | 178 | 181 | | | E Back Exit | | | D 4000K CRI > 90 |
| | 184 | 187 | 190 | 193 | 196 | 199 | 202 | 205 | 208 | 211 | | | EF Back In&Out Exit | | | |
| | 214 | 217 | 220 | 223 | 226 | 229 | 232 | 235 | 238 | 241 | | | | | | |
| | 244 | 247 | 250 | 253 | 256 | 259 | 262 | 265 | 268 | 271 | | | | | | |
| | 274 | 277 | 280 | 283 | 286 | 289 | 292 | 295 | 298 | | | | | | | |

Custom lengths upon request

| POWER | LENGTH TUNABLE WHITE (cm) | | | | | | | | | | |
|---------------------------|---------------------------|-----|-----|-----|-----|-----|-----|-----|-----|-----|-----------------|
| 16 16W/m TUNABLE WHITE | 006 | 010 | 014 | 018 | 022 | 026 | 030 | 034 | 038 | 042 | 8 TUNABLE WHITE |
| | 046 | 050 | 054 | 058 | 062 | 066 | 070 | 074 | 078 | 082 | |
| | 086 | 090 | 094 | 098 | 102 | 106 | 110 | 114 | 118 | 122 | |
| | 126 | 130 | 134 | 138 | 142 | 146 | 150 | 154 | 158 | 162 | |
| | 166 | 170 | 174 | 178 | 182 | 186 | 190 | 194 | 198 | 202 | |
| | 206 | 210 | 214 | 218 | 222 | 226 | 230 | 234 | 238 | 242 | |
| | 246 | 250 | 254 | 258 | 262 | 266 | 270 | 274 | 278 | 282 | |
| | 286 | 290 | 294 | 298 | | | | | | | |

Custom lengths upon request

ACCESSORIES (only for N without fixing)

| IRON PLATE | MAGNETIC BRACKETS | | BRACKETS WITH SCREWS | | | | | MOUNTING CLIP |
|--|------------------------------------|-------------------------------------|-------------------------------------|--------------------------------------|--------------------------------------|--------------------------------------|--------------------------------------|-----------------------------|
| | | | | | | | | |
| 19 | 19 | 23 | 33 | 33 | 33 | 33 | 33 | 17 |
| 1,5 | 13 | 13 | 13 | 13 | 13 | 13 | 13 | 17 |
| 19 | 19 | 22 | 22 | 22 | 22 | 22 | 22 | 13 |
| 500 | | | | | | | | 25 |
| Iron plate for Magnetic Bracket A01746.H0 | Magnetic brackets 0° A00533._ 0 | Magnetic brackets 45° A01754._ 0 | Bracket with screw 0° A00494._ 0 | Bracket with screw 20° A00491._ 0 | Bracket with screw 30° A00492._ 0 | Bracket with screw 45° A00493._ 0 | Bracket with screw 60° A00495._ 0 | Mounting clip A00705._ 0 |

SUGGESTED DRIVERS (not included)

24Vdc CV70-F-24-N p. 292

24Vdc TW CV100-L-24-NL p. 291