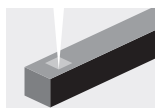




discover more



## LENS



**L10**  
10° Lens



**L30**  
30° Lens



**L40**  
40° Lens

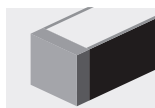


**L60**  
60° Lens



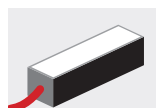
**LEL**  
Elliptical Lens

## END CAP



**A**  
Aluminum

## EXIT CABLE



**A**  
Cap Exit



**AB**  
In&Out Cap Exit



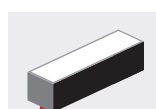
**C**  
Left Side Exit



**CD**  
In&Out Side Exit



**D**  
Right Side Exit



**E**  
Back Exit



**EF**  
Back In&Out Exit


## FIXING



**M**  
Magnetic Fixing

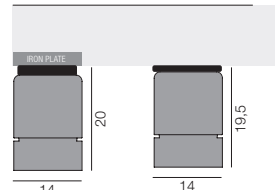


**B**  
Double Sided Tape



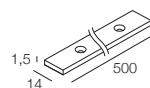
**N**  
Without Fixing

## FIXING



**M**  
Magnetic Fixing

**B**  
Double Sided Tape

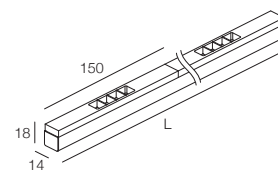


Iron plate for **M** Magnetic Fixing  
**A01744.H0**

# Armonia Louver



Linear with Lenses IP40



Lumen Output 3000K CRI > 90

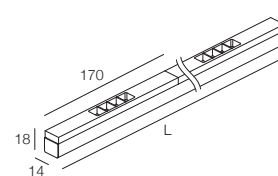
25W/m - 10° Lens - Finish Black: 1600 lm/m

## Armonia Louver

CODE

LAL2- 25 - [ ] - [ ] - A - [ ] - [ ] . [ ]

POWER	LENGTH (cm)	LENS	END CAP	EXIT CABLE	FIXING	FINISH	CCT
25 25W/m	015 030 045 060 075 090 105 120 135 150 165 180 195 210 225 240 255 270 285 300 Custom lengths upon request	L10 10° Lens L30 30° Lens L40 40° Lens L60 60° Lens LEL Elliptical Lens	A Aluminum	A Cap Exit AB In&Out Cap Exit C Left Side Exit CD In&Out Side Exit D Right Side Exit E Back Exit EF Back In&Out Exit	M Magnetic Fixing B Double Sided Tape N Without Fixing	4 Black 3 Gray	U 2200K Q 2500K X 2700K CRI > 90 W 3000K CRI > 90 K 3500K CRI > 90 D 4000K CRI > 90



Lumen Output 3000K CRI > 90

25W/m - 10° Lens - Finish Black: 1600 lm/m

## Armonia Louver Dimmable

CODE

LALD- 25 - [ ] - [ ] - A - [ ] - [ ] . [ ]

POWER	LENGTH (cm)	LENS	END CAP	EXIT CABLE	FIXING	FINISH	CCT
25 25W/m	017 034 051 068 085 102 119 136 153 170 187 204 221 238 255 270 289 Custom lengths upon request	L10 10° Lens L30 30° Lens L40 40° Lens L60 60° Lens LEL Elliptical Lens	A Aluminum	A Cap Exit AB In&Out Cap Exit C Left Side Exit CD In&Out Side Exit D Right Side Exit E Back Exit EF Back In&Out Exit	M Magnetic Fixing B Double Sided Tape N Without Fixing	4 Black 3 Gray	U 2200K Q 2500K X 2700K CRI > 90 W 3000K CRI > 90 K 3500K CRI > 90 D 4000K CRI > 90

### ACCESSORIES (only for N without fixing)

IRON PLATE	MAGNETIC BRACKETS	BRACKETS WITH SCREWS
<p>Iron plate for Magnetic Bracket A01746.H0</p>	<p>Magnetic brackets 0° A01338._0</p>	<p>Bracket with screw 0° A01339._0</p>

### SUGGESTED DRIVERS (not included)

24Vdc CV70-F-24-N p. 292