

## MICRO














-  IP67
-  Class III 350mA
-  Class II 220-240Vac
-  Montaggio a parete, soffitto, pavimento  
Wall, ceiling, floor mounting
-  WIPS - Water Infiltration Protection System
-  Cavo in neoprene 200 cm  
200 cm neoprene cable  
(disponibile lunghezza cavo su misura)  
(additional cable length available upon request)
-  Collegare in serie 350mA  
Connect in series at 350mA
-  Alimentazione integrata, collegare alla tensione di rete 220-240Vac  
Built-in driver, connect directly to the line voltage to 220-240Vac
-  160 gr
-  Altamente riciclabile  
Highly recyclable

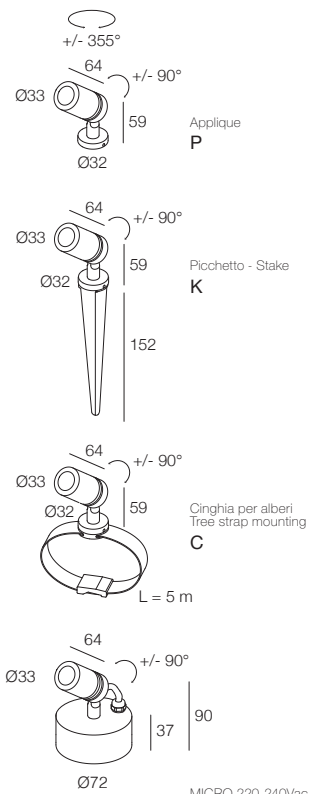


**Tre sistemi di fissaggio**  
**Alte prestazioni**  
**Totale integrazione**  
**all'ambiente**

Three fastening systems  
High performance  
Total integration with the  
environment














### MICRO

	3W 350mA	3W 220-240Vac	Finiture Finish	Colore LED LED Colour	Elementi di fissaggio Fixing element
Lumen Output 3000K	270lm	270lm			
 15° Lens	7A0833. _ _ _	7A4028. _ _ _	 3 Grigio - Gray  4 Nero - Black  E Ottone Integrale Massive Brass	 U 2200K  Y 2700K  W 3000K CRI > 90  6 3000K  9 4000K	<b>P</b> Applique - Applique <b>K</b> Picchetto - Stake <b>C</b> Cinghia per alberi Tree strap mounting
 30° Lens	760833. _ _ _	764028. _ _ _			
 60° Lens	750833. _ _ _	754028. _ _ _			
 Vetro satinato Frosted glass	710832. _ _ _	714028. _ _ _			
 Lente ellittica Elliptical lens	770833. _ _ _	774028. _ _ _			



### MICRO

CON NIDO D'APE - WITH HEX LOUVER

	3W 350mA	3W 220-240Vac	Finiture Finish	Colore LED LED Colour	Elementi di fissaggio Fixing element
Lumen Output 3000K	270lm	270lm			
 15° Lens	7A4151. _ _ _	7A4152. _ _ _	 3 Grigio - Gray  4 Nero - Black  E Ottone Integrale Massive Brass	 U 2200K  Y 2700K  W 3000K CRI > 90  6 3000K  9 4000K	<b>P</b> Applique - Applique <b>K</b> Picchetto - Stake <b>C</b> Cinghia per alberi Tree strap mounting
 30° Lens	764151. _ _ _	764152. _ _ _			
 60° Lens	754151. _ _ _	754152. _ _ _			
 Vetro satinato Frosted glass	714151. _ _ _	714152. _ _ _			
 Lente ellittica Elliptical lens	774151. _ _ _	774152. _ _ _			

ALIMENTATORI CONSIGLIATI (non inclusi)  
SUGGESTED DRIVERS (not included)

350mA CC20-F-350-N

ACCESSORI  
ACCESSORIES



Visiera antiabbagliamento  
Low glare visor  
A00846.\_0



Visiera cilindrica antiabbagliamento  
Low glare snoot  
A00847.\_0



Connettore stagno  
Watertight connector  
A00387.40

EXAMPLE CODE COMPOSITION  
123456.

