

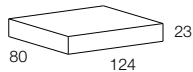
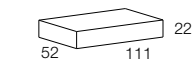
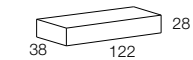
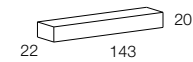
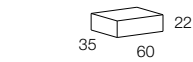
ALIMENTATORI 350mA LED DRIVERS

USE WITH: 1W - 3W (3x1W) - 7W (7x1W) - 4W - 12W

NON DIMMERABILI NON-DIMMABLE

 IP20

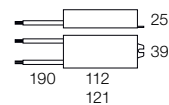
CLASS 2

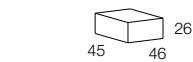
Code	nr. LED collegabili		
	nr. of LEDs to connect	Vin	
CC6-F-350-N	min. 1 - max 5 LED 1W min. 1 - max 1 LED 4W min. 1 - max 1 LED ZOOM	100-240 Vac	Ø 40
CC15-F-350-S	min. 1 - max 12 LED 1W min. 1 - max 3 LED 4W	220-240 Vac	Ø 29
CC17-F-350-N	min. 1 - max 5 LED 1W min. 1 - max 1 LED 4W	100-127 Vac	
CC17-F-350-N	min. 1 - max 15 LED 1W min. 1 - max 1 LED 12W min. 1 - max 4 LED 4W min. 1 - max 3 LED ZOOM	220-240 Vac	Ø 50
CC17-F-350-N	min. 1 - max 12 LED 1W min. 1 - max 1 LED 12W min. 1 - max 3 LED 4W min. 1 - max 3 LED ZOOM	100-127 Vac	
CC20-F-350-N	min. 1 - max 16 LED 1W min. 1 - max 1 LED 12W min. 1 - max 5 LED 4W min. 1 - max 4 LED ZOOM	220-240 Vac	Ø 55
CC50-F-350-N	min. 1 - max 23 LED 1W min. 1 - max 2 LED 12W min. 1 - max 7 LED 4W min. 1 - max 6 LED ZOOM	110-240 Vac	Ø 82

DRIVERS IP67

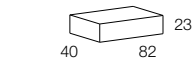
 IP67



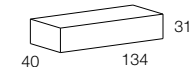
CLASS 2





CLASS 2

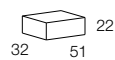
Trailing Edge Dimming



Code	nr. LED collegabili		
	nr. of LEDs to connect	Vin	
CC15-F-350-P	min. 1 - max 13 LED 1W min. 1 - max 1 LED 12W min. 1 - max 3 LED 4W	220-240 Vac	Ø 47
CC6-F-350-P	min. 1 - max 5 LED 1W min. 1 - max 1 LED 4W	120-240 Vac	Ø 52
CC12-F-350-P	min. 1 - max 10 LED 1W min. 1 - max 2 LED 4W	120-240 Vac	Ø 42
CC18-C-350-P	min. 2 - max 16 LED 1W min. 1 - max 1 LED 12W min. 1 - max 4 LED 4W min. 1 - max 4 LED ZOOM	220-240 Vac	Ø 55

PER IMBARCAZIONI FOR BOATS

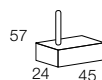
 IP20



Code	nr. LED collegabili		
	nr. of LEDs to connect	Vin	
CC10-F-350-NB	min. 1 - max 3 LED 1W min. 1 - max 1 LED 4W min. 1 - max 1 LED ZOOM	12 Vdc / Vac	Ø 36
	min. 1 - max 5 LED 1W min. 1 - max 2 LED 1W min. 1 - max 1 LED ZOOM	≥ 24 Vdc / Vac	

* POTENZIOMETRO
POTENTIOMETER

 1...10 V *

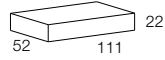


97000288

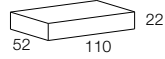
DIMMERABILI
DIMMABLE

IP20

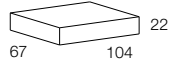
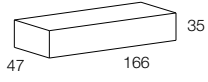
Leading Edge Trailing Edge Dimming



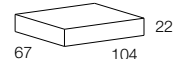
1...10 V PUSH



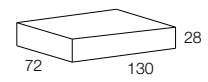
Leading Edge Trailing Edge Dimming



1...10 V * PUSH

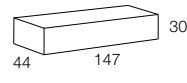


CLASS 2
C **RU** **US**

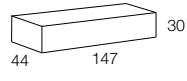


CASAMBI

PUSH SWITCH



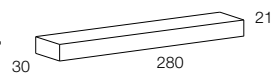
PUSH SWITCH



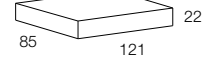
C **RU** **US**

0...10 V
1...10 V *

LOW Flicker



LOW Flicker



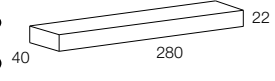
1...10 V * PUSH



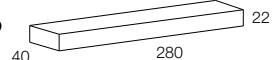
1...10 V * PUSH



1...10 V * PUSH

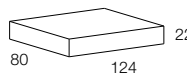


1...10 V * PUSH



CASAMBI

PUSH



Vedi funzionamento dell'alimentatore dimmerabile multifunzione pag. 174
See operation instructions of the multifunction dimmable driver page 174

Code	nr. LED collegabili nr. of LEDs to connect	Vin	
CC18-C-350-N	min. 9 - max 16 LED 1W min. 1 - max 1 LED 12W min. 3 - max 5 LED 4W min. 2 - max 4 LED ZOOM	220-240 Vac	Ø 55
CC20-A-350-N MULTIFUNZIONE AM DIMMING	min. 1 - max 1 LED 12W Dim-to-Warm	220-240 Vac	Ø 55
CC32-C-350-N IGBT-TRIAC PUSH	min. 1 - max 15 LED 1W min. 1 - max 1 LED 12W min. 1 - max 4 LED 4W min. 1 - max 3 LED ZOOM	110-240 Vac	Ø 54
CC32-D-350-N	min. 2 - max 16 LED 1W min. 1 - max 1 LED 12W min. 1 - max 4 LED 4W min. 1 - max 4 LED ZOOM	220-240 Vac	Ø 70
	min. 2 - max 14 LED 1W min. 1 - max 1 LED 12W min. 1 - max 3 LED 4W min. 1 - max 3 LED ZOOM	110-127 Vac	
CC32-M-350-N MULTIFUNZIONE	min. 4 - max 16 LED 1W min. 1 - max 1 LED 12W min. 1 - max 4 LED 4W min. 1 - max 4 LED ZOOM	220-240 Vac	Ø 70
	min. 4 - max 14 LED 1W min. 1 - max 1 LED 12W min. 1 - max 3 LED 4W min. 1 - max 3 LED ZOOM	110-127 Vac	
CC30-D-350-U	min. 1 - max 18 LED 1W min. 1 - max 1 LED 12W min. 1 - max 6 LED 4W min. 1 - max 4 LED ZOOM	110-240 Vac	Ø 78
CC38-B-350-N CASAMBI MULTIFUNZIONE	min. 1 - max 17 LED 1W min. 1 - max 1 LED 12W min. 1 - max 5 LED 4W min. 1 - max 4 LED ZOOM	220-240 Vac	Ø 55
CC38-D-350-N DALI MULTIFUNZIONE	min. 6 - max 17 LED 1W min. 1 - max 1 LED 12W min. 2 - max 5 LED 4W min. 2 - max 4 LED ZOOM	220-240 Vac	Ø 55
CC40-M-350-N	min. 5 - max 18 LED 1W min. 1 - max 1 LED 12W min. 2 - max 6 LED 4W min. 2 - max 4 LED ZOOM	120-277 Vac	Ø 38
CC40-D-350-N	min. 8 - max 18 LED 1W min. 1 - max 1 LED 12W min. 3 - max 6 LED 4W min. 2 - max 4 LED ZOOM	120-277 Vac	Ø 88
CC50-D-350-N DALI MULTIFUNZIONE	min. 1 - max 23 LED 1W min. 1 - max 2 LED 12W min. 1 - max 7 LED 4W min. 1 - max 6 LED ZOOM	110-240 Vac	Ø 84
CC50-M-350-N	min. 1 - max 23 LED 1W min. 1 - max 2 LED 12W min. 1 - max 7 LED 4W min. 1 - max 6 LED ZOOM	110-240 Vac	Ø 84
CC56-D-350-N	min. 7 - max 30 LED 1W min. 1 - max 3 LED 12W min. 2 - max 10 LED 4W min. 2 - max 8 LED ZOOM	110-240 Vac	Ø 47
CC56-M-350-N	min. 7 - max 30 LED 1W min. 1 - max 3 LED 12W min. 2 - max 10 LED 4W min. 2 - max 8 LED ZOOM	110-240 Vac	Ø 47
CC60-B-350-N CASAMBI MULTIFUNZIONE	min. 1 - max 23 LED 1W min. 1 - max 2 LED 12W min. 1 - max 7 LED 4W min. 1 - max 6 LED ZOOM	110-240 Vac	Ø 84

* **POTENZIOMETRO**
POTENTIOMETER

1...10 V *



97000288