



MIRUM QFR

Orientabilità +/- 25°
Dimensioni contenute
Installazione a filo cartongesso




-  IP40
-  Class III
-  Incasso a parete, soffitto
Wall, ceiling recessed
-  Installazione a filo
Trimless installation
-  Collegare in serie 180mA o 250mA o 350mA
Connect in series at 180mA or 250mA or 350mA
-  470 gr
-  90x90 mm
-  Altamente riciclabile
Highly recyclable



Orientability +/- 25°
 Small dimensions
 Plasterboard flush installation



MIRUM QFR

STRUTTURA FRAME	A00410._ 0				Finiture Finish	
	Nell'ordine richiedere 1 Struttura per ogni Modulo Mirum QR Please specify in the purchase order 1 Frame for each Mirum QR Modules				<input checked="" type="checkbox"/> H Nero - Black <input type="checkbox"/> 7 Bianco - White	
MODULO - MODULE MIRUM QR	6W 180mA	8W 250mA	12W 350mA	12W 350mA	Finiture Finish	Colore LED LED Colour
Lumen Output 3000K	500lm	650lm	900lm	1000lm (at source)		
 15° Reflector	7A4294._ _	7A4295._ _	7A4296._ _		<input checked="" type="checkbox"/> H Nero - Black <input type="checkbox"/> 7 Bianco - White	<input checked="" type="checkbox"/> Y 2700K <input type="checkbox"/> 6 3000K <input type="checkbox"/> W 3000K CRI > 90 <input type="checkbox"/> 9 4000K <input type="checkbox"/> T 3000K CRI > 90 DIM-TO-WARM
 25° Reflector	7G4294._ _	7G4295._ _	7G4296._ _			
 40° Reflector	744294._ _	744295._ _	744296._ _	744297._ T DIM-TO-WARM		

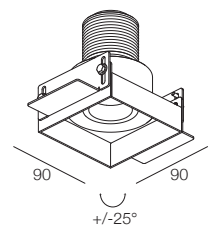


+

MIRUM QR



+/- 355°



90 - 6W
 102 - 8W
 114 - 12W

ALIMENTATORI CONSIGLIATI (non inclusi)
 SUGGESTED DRIVERS (not included)

180mA	CC20-F-180-N
250mA	CC9-F-250-N
350mA	CC20-F-350-N
350mA	CC20-A-350-N

ACCESSORI
 ACCESSORIES



Filtro Ellittico Linear Filter A00366.80	Nido D'ape Hex Louver A00367.40	Filtro Prismatico Prismatic Filter A00368.80	Filtro Correttivo Softening Lens A00369.80
--	---------------------------------------	--	--

Only for 15° reflector

EXAMPLE CODE COMPOSITION
 123456.

LED COLOUR
 FINISH