











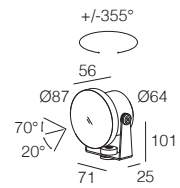
## TULI IP67

-  IP67
-  Class III
-  Montaggio a parete, soffitto, pavimento  
Wall, ceiling, floor mounting
-  WIPS - Water Infiltration Protection System
-  Cavo in neoprene 200 cm  
200 cm neoprene cable  
(disponibile lunghezza cavo su misura)  
(additional cable length available upon request)
-  Collegare in serie 350mA  
Connect in series at 350mA
-  595 gr
-  Altamente riciclabile  
Highly recyclable





### TULI IP67

	12W 350mA	Finiture Finish	Colore LED LED Colour				
Lumen Output 3000K	750lm						
 10° Lens	734061._ _	■ 4 Nero - Black	<table border="0"> <tr><td>■ Y 2700K</td></tr> <tr><td>■ W 3000K CRI &gt; 90</td></tr> <tr><td>■ 6 3000K</td></tr> <tr><td>■ 9 4000K</td></tr> </table>	■ Y 2700K	■ W 3000K CRI > 90	■ 6 3000K	■ 9 4000K
■ Y 2700K							
■ W 3000K CRI > 90							
■ 6 3000K							
■ 9 4000K							
 30° Lens	764061._ _						



### TULI IP67

CON NIDO D'APE - WITH HEX LOUVER

	12W 350mA	Finiture Finish	Colore LED LED Colour				
Lumen Output 3000K	450lm						
 10° Lens	734062._ _	■ 4 Nero - Black	<table border="0"> <tr><td>■ Y 2700K</td></tr> <tr><td>■ W 3000K CRI &gt; 90</td></tr> <tr><td>■ 6 3000K</td></tr> <tr><td>■ 9 4000K</td></tr> </table>	■ Y 2700K	■ W 3000K CRI > 90	■ 6 3000K	■ 9 4000K
■ Y 2700K							
■ W 3000K CRI > 90							
■ 6 3000K							
■ 9 4000K							
 30° Lens	764062._ _						

ALIMENTATORI CONSIGLIATI (non inclusi)  
SUGGESTED DRIVERS (not included)

350mA      CC20-F-350-N

ACCESSORI  
ACCESSORIES



Visiera cilindrica  
antiabbagliamento  
Low glare snoot  
A00960.40



Connettore stagno  
Watertight connector  
A00387.40



Picchetto in acciaio inox  
Stainless steel stake  
A00937.60

EXAMPLE CODE COMPOSITION  
123456.

LED COLOUR  
FINISH