

## TONO im IP67














-  IP67
-  Class III
-  Incasso a parete, soffitto, pavimento  
Wall, ceiling, floor recessed
-  WIPS - Water Infiltration Protection System
-  Carrabile 2000 kg  
Drive over up to 2000 kg
-  Cavo in neoprene 100 cm  
100 cm neoprene cable  
(disponibile lunghezza cavo su misura)  
(additional cable length available upon request)
-  Collegare in serie 500mA o 900mA  
Connect in series at 500mA or 900mA
-  325 gr
-  Ø 54 mm
-  Altamente riciclabile  
Highly recyclable

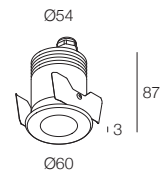


**Flusso luminoso concentrato**  
**Massima efficienza**  
**Svariate ottiche disponibili**

Concentrated luminous flux  
Maximum efficiency  
Multiple optics available













### TONO im IP67

	3W 900mA	6W 500mA	Finiture Finish (Painting)	Colore LED LED Colour
Lumen Output 3000K	200lm	450lm		
 3° Lens	7T4053._ _		<ul style="list-style-type: none"> <li> 3 Grigio - Gray</li> <li> 4 Nero - Black</li> <li> 6 Acciaio Inox Stainless Steel AISI 316L</li> <li> 7 Bianco - White</li> </ul>	<ul style="list-style-type: none"> <li> Y 2700K</li> <li> W 3000K CRI &gt; 90</li> <li> 6 3000K</li> <li> J 3500K</li> <li> 9 4000K</li> </ul>
 10° Lens	734054._ _			
 30° Lens	764054._ _			
 50° Lens	7D4054._ _			



### TONO im IP67

CON NIDO D'APE - WITH HEX LOUVER

	3W 900mA	6W 500mA	Finiture Finish (Painting)	Colore LED LED Colour
Lumen Output 3000K	200lm	450lm		
 3° Lens	7T4056._ _		<ul style="list-style-type: none"> <li> 3 Grigio - Gray</li> <li> 4 Nero - Black</li> <li> 6 Acciaio Inox Stainless Steel AISI 316L</li> <li> 7 Bianco - White</li> </ul>	<ul style="list-style-type: none"> <li> Y 2700K</li> <li> W 3000K CRI &gt; 90</li> <li> 6 3000K</li> <li> J 3500K</li> <li> 9 4000K</li> </ul>
 10° Lens	734057._ _			
 30° Lens	764057._ _			
 50° Lens	7D4057._ _			

ALIMENTATORI CONSIGLIATI (non inclusi)  
SUGGESTED DRIVERS (not included)

500mA CC20-F-500-N  
900mA CC20-F-900-N

ACCESSORI  
ACCESSORIES



Connettore stagno  
Watertight connector  
A00387.40

EXAMPLE CODE COMPOSITION  
123456.

