








TONO i IP67 GS

-  IP67
-  Class III
-  Incasso a parete, pavimento
Wall, floor recessed
-  WIPS - Water Infiltration Protection System
-  Carrabile 2000 kg
Drive over up to 2000 kg
-  Cavo in neoprene 100 cm
100 cm neoprene cable
(disponibile lunghezza cavo su misura)
(additional cable length available upon request)
-  Collegare in serie 500mA
Connect in series at 500mA
-  325 gr
-  Altamente riciclabile
Highly recyclable

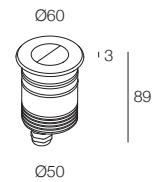


Ottica asimmetrica
Cotrollo del comfort visivo
Dimensioni contenute

Asymmetric optics
Control of visual comfort
Small dimensions

■ TONO i IP67 GS

	6W 500mA	Finiture Finish (Painting)	Colore LED LED Colour
Lumen Output 3000K	450lm		
 30° Asymmetric	764094._ _	<ul style="list-style-type: none">  3 Grigio - Gray  4 Nero - Black  6 Acciaio Inox Stainless Steel AISI 316L 	<ul style="list-style-type: none">  Y 2700K  W 3000K CRI > 90  6 3000K  J 3500K  9 4000K



ALIMENTATORI CONSIGLIATI (non inclusi)
SUGGESTED DRIVERS (not included)

500mA CC20-F-500-N


ACCESSORI
ACCESSORIES



Controcassa
Recessed box
A00489.40



Connettore stagno
Watertight connector
A00387.40

 Ø 55 mm

EXAMPLE CODE COMPOSITION
123456.

LED COLOUR
FINISH