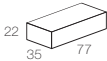


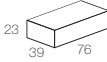





























Alimentatori 500mA IP20

500mA LED driver IP20

■ NON DIMMERABILI NOT DIMMABLE

IP20	CODE	MIN - MAX LED	V _{in}	DIMENSIONS (mm)	CUT-OUT	CERTIFICATIONS
IP20	CC6-F-500-N	1 - 3 LED 2W 1 LED 6W	@230Vac	 22 35 77	 Ø 42	
		1 - 3 LED 2W 1 LED 6W	@110Vac			
IP20	CC10-F-500-NI	1 - 5 LED 2W 1 LED 6W	@230Vac	 23 39 76	 Ø 44	
		1 - 3 LED 2W 1 LED 6W	@110Vac			
IP20	CC14-F-500-S	1 - 7 LED 2W 1 - 2 LED 6W	@230Vac	 19 22 150	 Ø 32	   
		1 - 4 LED 2W 1 - 2 LED 6W	@110Vac			
IP20	CC20-F-500-N	1 - 10 LED 2W 1 - 3 LED 6W 1 LED 18W	@230Vac	 22 52 119	 Ø 55	   
IP20	CC25-F-500-NT	7 - 12 LED 2W 2 - 4 LED 6W 1 LED 18W	@230Vac	 30 43 157	 Ø 45	   
IP20	CC50-F-500-N	10 - 22 LED 2W 1 - 5 LED 6W 1 - 2 LED 18W	@230Vac	 22 79 124	 Ø 84	     
		10 - 22 LED 2W 1 - 5 LED 6W 1 - 2 LED 18W	@110Vac			

Alimentatori 900mA IP20

900mA LED driver IP20

■ NON DIMMERABILI NOT DIMMABLE

IP20	CODE	MIN - MAX LED	Vin	DIMENSIONS (mm)	CUT-OUT	CERTIFICATIONS
	CC20-F-900-N	1 - 6 LED 3W	@230Vac	22 52 118	Ø 55	EAC
		1 - 5 LED 3W	@110Vac			
	CC25-F-900-NT	6 - 8 LED 3W	@230Vac	30 43 157	Ø 45	EAC
	CC50-F-900-N	7 - 15 LED 3W 1 LED 35W	@230Vac	22 79 124	Ø 84	EAC SELV 120V
		7 - 13 LED 3W 1 LED 35W	@110Vac			
	CC55-F-900-N	7 - 12 LED 3W 1 LED 35W	@230Vac	30 76 129	Ø 90	EAC
		7 - 12 LED 3W 1 LED 35W	@110Vac			

■ DIMMERABILI - MULTIFUNZIONE - PUSH - 1-10 DIMMABLE - MULTIFUNCTION - PUSH - 1-10

IP20	CODE	MIN - MAX LED	Vin	DIMENSIONS (mm)	CUT-OUT	CERTIFICATIONS
0...10V PUSH	CC20-M-900-N	1 - 6 LED 3W	@230Vac	22 52 118	Ø 55	EAC
		1 - 5 LED 3W	@110Vac			
0...10V	CC30-M-900-NL	1 - 10 LED 3W	@230Vac	34 40 210	Ø 54	EAC
		1 - 10 LED 3W	@110Vac			
0...10V PUSH	CC32-M-900-N	1 - 6 LED 3W	@230Vac	21 67 103	Ø 72	EAC
		1 - 5 LED 3W	@110Vac			
0...10V	CC40-M-900-NR	4 - 12 LED 3W 1 LED 35W	@230Vac	24 60 126	Ø 64	UL LISTED CLASS P
		4 - 12 LED 3W 1 LED 35W	@110Vac			
0...10V PUSH	CC50-M-900-N	7 - 18 LED 3W 1 LED 35W	@230Vac	22 79 124	Ø 84	EAC SELV 120V
		7 - 13 LED 3W 1 LED 35W	@110Vac			
0...10V	CC50-M-900-NL	7 - 15 LED 3W 1 LED 35W	@230Vac	31 77 153	Ø 84	EAC
		7 - 13 LED 3W 1 LED 35W	@110Vac			

POTENZIOMETRO
POTENTIOMETER

CODE
POT-M-REG-N



*Disponibile su richiesta
Available upon request