


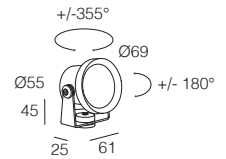
TULI

-  IP40
-  Class III
-  Montaggio a parete, soffitto, pavimento
Wall, ceiling, floor mounting
-  Collegare in serie 350mA
Connect in series at 350mA
-  310 gr
-  Altamente riciclabile
Highly recyclable





TULI

	12W 350mA	Finiture Finish	Colore LED LED Colour				
Lumen Output 3000K	700lm						
 10° Lens	733791._ _	■ 4 Nero - Black	<table border="0"> <tr><td>■ Y 2700K</td></tr> <tr><td>■ 6 3000K</td></tr> <tr><td>■ W 3000K CRI > 90</td></tr> <tr><td>■ 9 4000K</td></tr> </table>	■ Y 2700K	■ 6 3000K	■ W 3000K CRI > 90	■ 9 4000K
■ Y 2700K							
■ 6 3000K							
■ W 3000K CRI > 90							
■ 9 4000K							
 30° Lens	763791._ _						



TULI

CON NIDO D'APE - WITH HEX LOUVER

	12W 350mA	Finiture Finish	Colore LED LED Colour				
Lumen Output 3000K	700lm						
 10° Lens	733795._ _	■ 4 Nero - Black	<table border="0"> <tr><td>■ Y 2700K</td></tr> <tr><td>■ 6 3000K</td></tr> <tr><td>■ W 3000K CRI > 90</td></tr> <tr><td>■ 9 4000K</td></tr> </table>	■ Y 2700K	■ 6 3000K	■ W 3000K CRI > 90	■ 9 4000K
■ Y 2700K							
■ 6 3000K							
■ W 3000K CRI > 90							
■ 9 4000K							
 30° Lens	763795._ _						

ALIMENTATORI CONSIGLIATI (non inclusi)
SUGGESTED DRIVERS (not included)

350mA CC20-F-350-N

ACCESSORI
ACCESSORIES



Visiera antiabbagliamento
Low glare tube visor
A00574.40

EXAMPLE CODE COMPOSITION
123456.

