

DIMMERABILI - MULTIFUNZIONE - PUSH - 1-10

DIMMABLE - MULTIFUNCTION - PUSH - 1-10

IP20	CODE	MIN - MAX LED	Vin	DIMENSIONS (mm)	CUT-OUT	CERTIFICATIONS
	CC20-M-350-N	1 - 14 LED 1W 1 - 4 LED 4W 1 - 3 LED ZOOM 1 LED 12W	@230Vac	 22 52 119	Ø 55	
		1 - 14 LED 1W 1 - 4 LED 4W 1 - 3 LED ZOOM 1 LED 12W	@110Vac			
	CC30-M-350-NL	1 - 18 LED 1W 1 - 6 LED 4W 1 - 4 LED ZOOM 1 LED 12W	@230Vac	 34 40 210	Ø 54	
		1 - 18 LED 1W 1 - 6 LED 4W 1 - 4 LED ZOOM 1 LED 12W	@110Vac			
	CC32-M-350-N	4 - 17 LED 1W 2 - 5 LED 4W 1 - 4 LED ZOOM 1 LED 12W	@230Vac	 21 67 103	Ø 72	
		4 - 14 LED 1W 2 - 3 LED 4W 1 - 3 LED ZOOM 1 LED 12W	@110Vac			
	CC40-M-350-NR	4 - 18 LED 1W 2 - 6 LED 4W 1 - 4 LED ZOOM 1 LED 12W	@230Vac	 24 60 126	Ø 64	
		4 - 18 LED 1W 2 - 6 LED 4W 1 - 4 LED ZOOM 1 LED 12W	@110Vac			
	CC50-M-350-N	10 - 23 LED 1W 1 - 8 LED 4W 1 - 6 LED ZOOM 1 - 2 LED 12W	@230Vac	 22 79 124	Ø 84	
		10 - 23 LED 1W 1 - 8 LED 4W 1 - 6 LED ZOOM 1 - 2 LED 12W	@110Vac			
	CC20-A-350-N	5 - 16 LED 1W 2 - 4 LED 4W 2 - 4 LED ZOOM 1 LED 12W (DimToWarm)	@230Vac	 22 52 119	Ø 72	
		5 - 15 LED 1W 2 - 3 LED 4W 2 - 3 LED ZOOM 1 LED 12W (DimToWarm)	@110Vac			
	CC50-A-350-N	10 - 23 LED 1W 1 - 8 LED 4W 1 - 6 LED ZOOM 1 - 2 LED 12W (DimToWarm)	@230Vac	 22 79 124	Ø 84	
		10 - 23 LED 1W 1 - 8 LED 4W 1 - 6 LED ZOOM 1 - 2 LED 12W (DimToWarm)	@110Vac			

POTENZIOMETRO
POTENTIOMETER

CODE
POT-M-REG-N

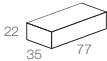


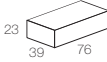

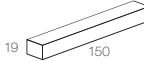











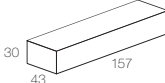





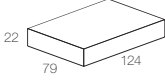









*Disponibile su richiesta
Available upon request

Alimentatori 500mA IP20

500mA LED driver IP20

■ NON DIMMERABILI NOT DIMMABLE

IP20	CODE	MIN - MAX LED	V _{in}	DIMENSIONS (mm)	CUT-OUT	CERTIFICATIONS
	CC6-F-500-N	1 - 3 LED 2W 1 LED 6W	@230Vac	 22 35 77	 Ø 42	
		1 - 3 LED 2W 1 LED 6W	@110Vac			
	CC10-F-500-NI	1 - 5 LED 2W 1 LED 6W	@230Vac	 23 39 76	 Ø 44	
		1 - 3 LED 2W 1 LED 6W	@110Vac			
	CC14-F-500-S	1 - 7 LED 2W 1 - 2 LED 6W	@230Vac	 19 22 150	 Ø 32	   
		1 - 4 LED 2W 1 - 2 LED 6W	@110Vac			
	CC20-F-500-N	1 - 10 LED 2W 1 - 3 LED 6W 1 LED 18W	@230Vac	 22 52 119	 Ø 55	   
	CC25-F-500-NT	7 - 12 LED 2W 2 - 4 LED 6W 1 LED 18W	@230Vac	 30 43 157	 Ø 45	   
	CC50-F-500-N	10 - 22 LED 2W 1 - 5 LED 6W 1 - 2 LED 18W	@230Vac	 22 79 124	 Ø 84	     
		10 - 22 LED 2W 1 - 5 LED 6W 1 - 2 LED 18W	@110Vac			