



QUANTUM Am+


 IP40


 Class III

 Incasso a parete, soffitto
Wall, ceiling recessed

 Collegare in serie 350mA o 400mA o 500mA o 600mA o 700mA
Connect in series at 350mA or 400mA or 500mA or 600mA or 700mA

 650 gr

 Ø 92 mm





 Altamente riciclabile
Highly recyclable

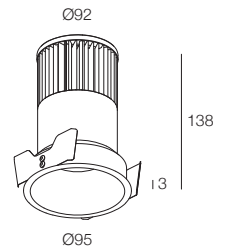


QUANTUM CORE
REFLECTOR



■ QUANTUM Am+

	14W 400mA	12W 350mA	18W 500mA	20W 600mA	25W 700mA	Finiture Finish	Colore LED LED Colour
Lumen Output 3000K	1650lm	1000lm at source	2000lm	1750lm at source	2700lm		
 10° Reflector	733909._._		733760._._		733768._._	<ul style="list-style-type: none"> 7 Bianco - White A Oro - Gold C Gothic Cement K Corten - Corten H Nero - Black L Bianco Perla Oyster White 	<ul style="list-style-type: none"> Y 2700K 6 3000K W 3000K CRI > 90 9 4000K Z 3250K BRILLIANT SPECIAL RETAIL T 3000K CRI > 90 DIM-TO-WARM
 20° Reflector	783909._._		783760._._		783768._._		
 30° Reflector	763909._._		763760._._		763768._._		
 40° Reflector	743909._._	743798._.T DIM-TO-WARM	743760._._	743968._.T DIM-TO-WARM	743768._._		



ALIMENTATORI CONSIGLIATI (non inclusi)
SUGGESTED DRIVERS (not included)

350mA	CC20-A-350-N
400mA	CC20-F-400-N
500mA	CC20-F-500-N
600mA	CC36-A-600-N
700mA	CC20-F-700-N

ACCESSORI
ACCESSORIES



Nido D'ape
Hex Louver
A00362.40

Filtro Correttivo
Softening Lens
A00364.80

EXAMPLE CODE COMPOSITION
123456.

