























## ORION EVO

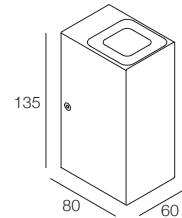
-  IP67
-  Class III 350mA - 24 Vdc
-  Class II 100-240 Vac
-  Montaggio a parete  
Wall mounting
-  WIPS - Water Infiltration Protection System
-  Collegare in serie 350mA  
Connect in series at 350mA
-  Collegare in parallelo 24Vdc  
Connect in parallel at 24Vdc
-  Alimentazione integrata, collegare alla tensione di rete 100-240Vac  
Built-in driver, connect directly to the line voltage to 100-240Vac
-  1000 gr (monoemissione - single light emission)
-  1200 gr (biemissione - double light emission)
-  Altamente riciclabile  
Highly recyclable



### ORION EVO












MONOEMISSIONE - SINGLE LIGHT EMISSION

	4W 350mA	4W 24Vdc	4W 100-240Vac	Finiture Finish	Colore LED LED Colour
Lumen 3000K	400lm	400lm	400lm		
 15° Lens	7A3598._ _	7A3599._ _	7A3600._ _	 3 Grigio - Gray	 U 2200K
 30° Lens	763598._ _	763599._ _	763600._ _	 4 Nero - Black	 Y 2700K
 60° Lens	753598._ _	753599._ _	753600._ _	 E Ottone Integrale Massive Brass	 6 3000K
				 T Titanio - Titanium	 9 4000K



### ORION EVO

BIEMISSIONE - DOUBLE LIGHT EMISSION

	4W x 2 350mA	4W x 2 24Vdc	4W x 2 100-240Vac	Finiture Finish	Colore LED LED Colour
Lumen 3000K	400lm x 2	400lm x 2	400lm x 2		
 15° Lens	7A3601._ _	7A3602._ _	7A3603._ _	 3 Grigio - Gray	 U 2200K
 30° Lens	763601._ _	763602._ _	763603._ _	 4 Nero - Black	 Y 2700K
 60° Lens	753601._ _	753602._ _	753603._ _	 E Ottone Integrale Massive Brass	 6 3000K
				 T Titanio - Titanium	 9 4000K

ALIMENTATORI CONSIGLIATI (non inclusi)  
SUGGESTED DRIVERS (not included)

350mA      CC20-F-350-N  
24Vdc      CV20-F-24-N

EXAMPLE CODE COMPOSITION  
123456.

