

## ASTRO 80 IP67 SOLOVETRO













-  IP67
-  Class III
-  Incasso a parete, pavimento  
Wall, floor recessed
-  WIPS - Water Infiltration Protection System
-  Carrabile 2000 kg  
Drive over up to 2000 kg
-  Installazione con controcassa obbligatoria  
Mandatory installation with recessed box
-  Cavo in neoprene 100 cm  
100 cm neoprene cable  
(disponibile lunghezza cavo su misura)  
(additional cable length available upon request)
-  Collegare in serie 350mA o 500mA  
Connect in series at 350mA or 500mA
-  280 gr
-  Altamente riciclabile  
Highly recyclable

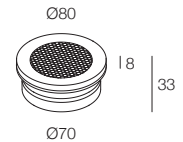


**Altezza costruttiva contenuta  
Cinque ottiche disponibili  
Facilmente installabile**

Limited construction height  
Five optics available  
Easy installation

### ■ ASTRO 80 IP67 SOLOVETRO

	1W 350mA	2W 500mA	3W 350mA	Finiture Finish	Colore LED LED Colour
Lumen 3000K	100lm	150lm	300lm		
 15° Lens			7A3672._ _	 3 Grigio - Gray	 U 2200K
 30° Lens			763672._ _	 4 Nero - Black	 Y 2700K
 60° Lens			753672._ _	 Z Champagne Gold	 6 3000K
 Lente ellittica Elliptical lens			773672._ _		 9 4000K
 Vetro satinato Frosted glass	713673._ _	713674._ _			



ALIMENTATORI CONSIGLIATI (non inclusi)  
SUGGESTED DRIVERS (not included)

350mA CC20-F-350-N  
500mA CC20-F-500-N

ACCESSORI  
ACCESSORIES



Controcassa in alluminio con bordo  
Recessed box in aluminum with edge  
A00487\_0



Controcassa in alluminio con tappo  
Recessed box in aluminum with closure cap  
A00482.30

EXAMPLE CODE COMPOSITION  
123456.

LED COLOUR  
FINISH