





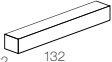
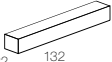
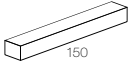
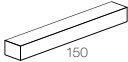






















Alimentatori 500mA IP20

500mA LED driver IP20



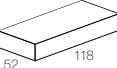






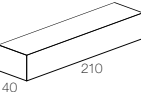






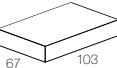





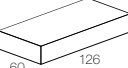














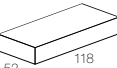























■ **NON DIMMERABILI**
NOT DIMMABLE

|  IP20 | CODE | MIN - MAX LED | Vin | DIMENSIONS (mm) | CUT-OUT | CERTIFICATIONS |
|--|---------------|---|---------|--|---|---|
| | CC6-F-500-N | 1 - 3 LED 2W 1 LED 6W | @230Vac |  22 35 77 |  Ø 42 |  * EAC |
| | | 1 - 3 LED 2W 1 LED 6W | @110Vac | | | |
| | CC10-F-500-NI | 1 - 5 LED 2W 1 LED 6W 1 LED 9W | @230Vac |  23 39 76 |  Ø 44 | |
| | | 1 - 3 LED 2W 1 LED 6W | @110Vac | | | |
| | CC10-F-500-SI | 1 - 6 LED 2W 1 LED 9W | @230Vac |  19 22 132 |  Ø 28 | |
| | CC14-F-500-S | 1 - 7 LED 2W 1 - 2 LED 6W 1 LED 9W | @230Vac |  19 22 150 |  Ø 32 |  cULus  * EAC |
| | | 1 - 4 LED 2W 1 - 2 LED 6W | @110Vac | | | |
| | CC20-F-500-N | 1 - 10 LED 2W 1 - 3 LED 6W 1 - 2 LED 9W 1 LED 18W | @230Vac |  22 52 119 |  Ø 55 |    * EAC |
| | CC20-F-500-NI | 4 - 12 LED 2W 1 - 2 LED 9W 1 LED 18W | @230Vac |  23 38 125 |  Ø 42 | |
| | CC25-F-500-NT | 7 - 12 LED 2W 2 - 4 LED 6W 1 - 2 LED 9W 1 LED 18W | @230Vac |  30 43 157 |  Ø 53 |   EAC  |
| | CC50-F-500-N | 10 - 22 LED 2W 1 - 5 LED 6W 1 - 3 LED 9W 1 - 2 LED 18W | @230Vac |  22 79 124 |  Ø 84 |   cULus  * EAC  |
| | | 10 - 22 LED 2W 1 - 5 LED 6W 1 - 3 LED 9W 1 - 2 LED 18W | @110Vac | | | |

*Disponibile su richiesta
Available upon request

DIMMERABILI - MULTIFUNZIONE - PUSH - 1-10

DIMMABLE - MULTIFUNCTION - PUSH - 1-10

| IP20 | CODE | MIN - MAX LED | Vin | DIMENSIONS (mm) | CUT-OUT | CERTIFICATIONS |
|--|---------------|---|---------|--|--|---|
|   | CC20-M-500-N | 1 - 10 LED 2W 1 - 3 LED 6W 1 - 2 LED 9W 1 LED 18W | @230Vac |  22 52 118 |  Ø 55 |   *   * EAC |
| | | 1 - 7 LED 2W 1 - 3 LED 6W 1 LED 9W 1 LED 18W | @110Vac | | | |
|  | CC30-M-500-NL | 1 - 15 LED 2W 1 - 4 LED 6W 1 - 3 LED 9W 1 LED 18W | @230Vac |  34 40 210 |  Ø 54 |    |
| | | 1 - 15 LED 2W 1 - 4 LED 6W 1 - 3 LED 9W 1 LED 18W | @110Vac | | | |
|   | CC32-M-500-N | 1 - 14 LED 2W 1 - 4 LED 6W 1 - 2 LED 9W 1 LED 18W | @230Vac |  21 67 103 |  Ø 72 |   *  EAC |
| | | 1 - 8 LED 2W 1 - 2 LED 6W 1 LED 9W | @110Vac | | | |
|  | CC40-M-500-NR | 4 - 18 LED 2W 1 - 4 LED 6W 1 - 3 LED 9W 1 LED 18W | @230Vac |  24 60 126 |  Ø 64 |  CLASS LISTED  |
| | | 4 - 18 LED 2W 1 - 4 LED 6W 1 - 3 LED 9W 1 LED 18W | @110Vac | | | |
|   | CC50-M-500-N | 10 - 22 LED 2W 1 - 5 LED 6W 1 - 3 LED 9W 1 - 2 LED 18W | @230Vac |  22 79 124 |  Ø 84 |   *   * EAC  |
| | | 10 - 12 LED 2W 1 - 5 LED 6W 1 - 3 LED 9W 1 - 2 LED 18W | @110Vac | | | |
|   | CC20-A-500-N | 2 - 10 LED 2W 1 - 3 LED 6W 1 - 2 LED 9W 1 LED 18W | @230Vac |  22 52 118 |  Ø 72 |     * EAC  |
| | | 2 - 10 LED 2W 1 - 2 LED 6W 1 LED 9W | @110Vac | | | |
|   | CC36-A-500-N | 4 - 14 LED 2W 1 - 4 LED 6W 1 - 2 LED 9W 1 LED 18W | @230Vac |  30 44 147 |  Ø 54 |    * EAC  |
| | | | | | | |
|   | CC50-A-500-N | 10 - 22 LED 2W 1 - 5 LED 6W 1 - 3 LED 9W 1 - 2 LED 18W | @230Vac |  22 79 124 |  Ø 84 |     * EAC  |
| | | 10 - 22 LED 2W 1 - 5 LED 6W 1 - 3 LED 9W 1 - 2 LED 18W | @110Vac | | | |

POTENZIOMETRO
POTENTIOMETER

CODE
POT-M-REG-N





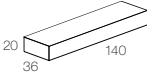


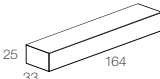



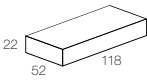






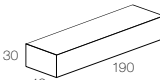






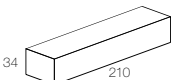







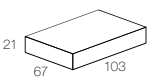






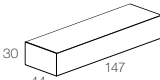








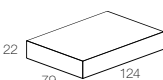






*Disponibile su richiesta
Available upon request

Alimentatori 500mA IP20

500mA LED driver IP20

DIMMERABILI - DALI

DIMMABLE - DALI

|  IP20 | CODE | MIN - MAX LED | Vin | DIMENSIONS (mm) | CUT-OUT | CERTIFICATIONS |
|--|---------------|---|---------|--|---|---|
|  | CC10-D-500-NI | 1 - 6 LED 2W 1 LED 6W 1 LED 9W | @230Vac |  20 140 36 |  Ø 40 | |
|  | CC25-D-500-NI | 1 - 15 LED 2W 1 - 4 LED 6W 1 - 2 LED 9W 1 LED 18W | @230Vac |  25 164 33 |  Ø 44 | |
|   | CC20-D-500-N | 2 - 10 LED 2W 1 - 3 LED 6W 1 - 2 LED 9W 1 LED 18W | @230Vac |  22 118 52 |  Ø 55 |   *   * EAC |
|  | CC20-D-500-NT | 7 - 15 LED 2W 2 - 4 LED 6W 2 LED 9W 1 LED 18W | @230Vac |  30 190 43 |  Ø 62 |    EAC  |
|  | CC30-D-500-NL | 1 - 15 LED 2W 1 - 4 LED 6W 1 - 3 LED 9W 1 LED 18W | @230Vac |  34 210 40 |  Ø 54 |   *   |
|   | CC32-D-500-N | 2 - 14 LED 2W 1 - 4 LED 6W 1 - 2 LED 9W 1 LED 18W | @230Vac |  21 103 67 |  Ø 72 |   |
|    | CC38-D-500-N | 4 - 17 LED 2W 1 - 4 LED 6W 1 LED 18W | @230Vac |  30 147 44 |  Ø 54 |   * EAC  |
|     | CC50-D-500-N | 10 - 22 LED 2W 1 - 5 LED 6W 1 - 3 LED 9W 1 - 2 LED 18W | @230Vac |  22 124 79 |  Ø 84 |     * EAC  |

POTENZIOMETRO
POTENTIOMETER







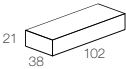


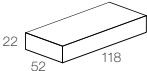





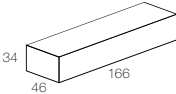




CODE
POT-M-REG-N



*Disponibile su richiesta
Available upon request




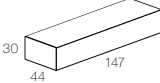


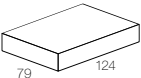









■ DIMMERABILI - TAGLIO DI FASE (IGBT - TRIAC)

DIMMABLE - PHASE CUT (IGBT - TRIAC)

| IP20 | CODE | MIN - MAX LED | Vin | DIMENSIONS (mm) | CUT-OUT | CERTIFICATIONS |
|---|--------------|--|---------|---|--|---|
|       | CC10-C-500-N | 3 - 5 LED 2W 1 - 2 LED 6W 1 LED 9W | @230Vac |  |  Ø 42 |  |
| | CC20-C-500-N | 2 - 12 LED 2W 1 - 3 LED 6W 1 - 2 LED 9W 1 LED 18W | @230Vac |  |  Ø 55 |    EAC  |
| | CC32-C-500-N | 1 - 12 LED 2W 1 - 3 LED 6W 1 - 2 LED 9W 1 LED 18W | @230Vac |  |  Ø 56 |    §* EAC |


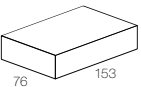



■ DIMMERABILI - CASAMBI INTEGRATO

DIMMABLE - CASAMBI INTEGRATED

| IP20 | CODE | MIN - MAX LED | Vin | DIMENSIONS (mm) | CUT-OUT | CERTIFICATIONS |
|---|--------------|---|---------|---|--|---|
|    | CC38-B-500-N | 4 - 16 LED 2W 1 - 4 LED 6W 1 - 2 LED 9W 1 LED 18W | @230Vac |  |  Ø 54 | EAC  |
| | CC60-B-500-N | 10 - 22 LED 2W 1 - 5 LED 6W 1 - 3 LED 9W 1 - 2 LED 18W | @230Vac |  |  Ø 84 |    EAC   |
|    | | 10 - 22 LED 2W 1 - 5 LED 6W 1 - 3 LED 9W 1 - 2 LED 18W | @110Vac | | | |






■ DIMMERABILI - DMX

DIMMABLE - DMX

| IP20 | CODE | MIN - MAX LED | Vin | DIMENSIONS (mm) | CUT-OUT | CERTIFICATIONS |
|---|---------------|---|---------|---|--|--|
|  | CC50-X-500-NL | 1 - 15 LED 2W 1 - 8 LED 6W 1 - 4 LED 9W 1 - 2 LED 18W 1 - 10 LED 3x2W RGB | @230Vac |  |  Ø 84 |   LISTED |
| | | 1 - 15 LED 2W 1 - 8 LED 6W 1 - 4 LED 9W 1 - 2 LED 18W 1 - 10 LED 3x2W RGB | @110Vac | | | |

■ NON DIMMERABILI - FISSI - PER BATTERIA




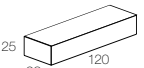



NOT DIMMABLE - FIXED - FOR BATTERY

| IP20 | CODE | MAX LED | Vin | DIMENSIONS (mm) | CUT-OUT | CERTIFICATIONS |
|---|---------------|---|--------|---|--|---|
|  | CC15-F-500-NB | 1 - 3 LED 2W 1 LED 6W | 12 Vdc |  |  Ø 38 |   |
| | | 1 - 6 LED 2W 1 LED 6W 1 LED 9W | 24 Vdc | | | |
| | | 1 - 12 LED 2W 1 - 3 LED 6W 1 - 2 LED 9W | 48 Vdc | | | |



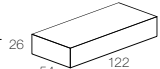


Alimentatori 500mA IP67

500mA LED driver IP67











■ NON DIMMERABILI NOT DIMMABLE

|  IP67 | CODE | MIN - MAX LED | Vin | DIMENSIONS (mm) | CUT-OUT | CERTIFICATIONS |
|--|---------------|--|---------|---|---|----------------|
| | CC14-F-500-PI | 1 - 9 LED 2W 1 - 2 LED 6W 1 LED 9W | @230Vac |  |  Ø 44 | |
| | CC20-F-500-PI | 1 - 10 LED 2W 1 - 3 LED 6W 1 - 2 LED 9W 1 LED 18W | @230Vac |  |  Ø 44 | |
| | CC30-F-500-PI | 9 - 18 LED 2W 3 - 4 LED 6W 2 - 3 LED 9W 1 LED 18W | @230Vac |  |  Ø 44 | |



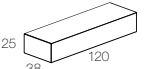

■ DIMMERABILI - MULTIFUNZIONE - PUSH - 1-10 DIMMABLE - MULTIFUNCTION - PUSH - 1-10

|  IP67  | CODE | MIN - MAX LED | Vin | DIMENSIONS (mm) | CUT-OUT | CERTIFICATIONS |
|---|--------------|--|---------|---|---|--|
| | CC20-M-500-P | 1 - 10 LED 2W 1 - 3 LED 6W 1 - 2 LED 9W 1 LED 18W | @230Vac |  |  Ø 60 |  ERC |
| | | 1 - 8 LED 2W 1 - 2 LED 6W 1 LED 9W 1 LED 18W | @110Vac | | | |

■ DIMMERABILI - DALI DIMMABLE - DALI

|  IP67   DIM-TO-VISUM | CODE | MIN - MAX LED | Vin | DIMENSIONS (mm) | CUT-OUT | CERTIFICATIONS |
|--|---------------|--|---------|---|---|--|
| | CC25-D-500-P | 1 - 12 LED 2W 1 - 4 LED 6W 1 - 2 LED 9W 1 LED 18W | @230Vac |  |  Ø 60 |  ERC  |
| | | 1 - 8 LED 2W 1 - 2 LED 6W 1 LED 9W | @110Vac | | | |
|  | CC55-D-500-PI | 1 - 14 LED 2W 1 - 4 LED 6W 1 - 3 LED 9W 1 LED 18W | @230Vac |  |  Ø 48 | |
| | | 1 - 9 LED 2W 1 - 2 LED 6W 1 LED 9W | @110Vac | | | |

■ DIMMERABILI - TAGLIO DI FASE (IGBT - TRIAC) DIMMABLE - PHASE CUT (IGBT - TRIAC)

|  IP67  | CODE | MIN - MAX LED | Vin | DIMENSIONS (mm) | CUT-OUT | CERTIFICATIONS |
|---|---------------|--|---------|---|---|----------------|
| | CC25-C-500-PI | 8 - 13 LED 2W 2 - 4 LED 6W 2 LED 9W 1 LED 18W | @230Vac |  |  Ø 44 | |

POTENZIOMETRO
POTENTIOMETER


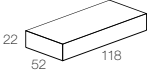




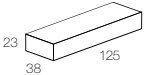

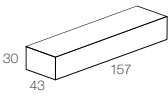











CODE
POT-M-REG-N







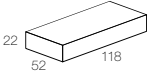






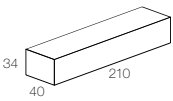







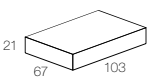





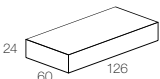





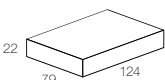














Alimentatori 700mA IP20

700mA LED driver IP20

■ **NON DIMMERABILI**
NOT DIMMABLE

|  IP20 | CODE | MIN - MAX LED | Vin | DIMENSIONS (mm) | CUT-OUT | CERTIFICATIONS |
|--|---------------|--|---------|---|---|---|
| | CC20-F-700-N | 1 - 9 LED 2W 1 - 2 LED 9W 1 LED 13W | @230Vac |  |  Ø 55 |    EAC |
| | CC20-F-700-NI | 1 LED 13W | @230Vac |  |  Ø 42 | |
| | CC25-F-700-NT | 7 - 11 LED 2W 2 LED 9W 1 LED 13W 1 LED 25W | @230Vac |  |  Ø 45 |   EAC  |
| | CC50-F-700-N | 10 - 22 LED 2W 1 - 5 LED 9W 1 - 3 LED 13W 1 - 2 LED 25W | @230Vac |  |  Ø 84 |     EAC  |
| | | 10 - 12 LED 2W 1 - 3 LED 9W 1 - 3 LED 13W 1 LED 25W | @110Vac | | | |

■ **DIMMERABILI - MULTIFUNZIONE - PUSH - 1-10**
DIMMABLE - MULTIFUNCTION - PUSH - 1-10





















|  IP20 | CODE | MIN - MAX LED | Vin | DIMENSIONS (mm) | CUT-OUT | CERTIFICATIONS |
|---|---------------|--|---------|---|---|---|
|    | CC20-M-700-N | 1 - 9 LED 2W 1 - 2 LED 9W 1 LED 13W | @230Vac |  |  Ø 55 |     EAC |
| | | 1 - 4 LED 2W 1 LED 9W 1 LED 13W | @110Vac | | | |
|  | CC30-M-700-NL | 1 - 12 LED 2W 1 - 3 LED 9W 1 - 2 LED 13W 1 LED 25W | @230Vac |  |  Ø 54 |    |
| | | 1 - 12 LED 2W 1 - 3 LED 9W 1 - 2 LED 13W 1 LED 25W | @110Vac | | | |
|    | CC32-M-700-N | 1 - 14 LED 2W 1 - 3 LED 9W 1 - 2 LED 13W 1 LED 25W | @230Vac |  |  Ø 72 |    EAC |
| | | 1 - 7 LED 2W 1 LED 9W 1 LED 13W | @110Vac | | | |
|  | CC40-M-700-NR | 4 - 17 LED 2W 1 - 4 LED 9W 1 - 3 LED 13W 1 LED 25W | @230Vac |  |  Ø 64 |  |
| | | 4 - 17 LED 2W 1 - 4 LED 9W 1 - 3 LED 13W 1 LED 25W | @110Vac | | | |
|    | CC50-M-700-N | 10 - 22 LED 2W 1 - 5 LED 9W 1 - 3 LED 13W 1 - 2 LED 25W | @230Vac |  |  Ø 84 |     EAC  |
| | | 10 - 12 LED 2W 1 - 3 LED 9W 1 - 3 LED 13W 1 LED 25W | @110Vac | | | |
|  | CC50-M-700-NL | 1 - 17 LED 2W 1 - 4 LED 9W 1 - 3 LED 13W 1 LED 25W | @230Vac |  |  Ø 84 |      |
| | | 1 - 17 LED 2W 1 - 4 LED 9W 1 - 3 LED 13W 1 LED 25W | @110Vac | | | |

POTENZIOMETRO
POTENTIOMETER









































CODE
POT-M-REG-N



DIMMERABILI - MULTIFUNZIONE - PUSH - 1-10
 DIMMABLE - MULTIFUNCTION - PUSH - 1-10

| | CODE | MIN - MAX LED | Vin | DIMENSIONS (mm) | CUT-OUT | CERTIFICATIONS |
|--|--------------|--|---------|-----------------|---------|--|
|         | CC36-A-700-N | 4 - 15 LED 2W 1 - 4 LED 9W 1 - 2 LED 13W 1 LED 25W | @230Vac | 22 52 118 | Ø 55 |      |
| | CC50-A-700-N | 10 - 22 LED 2W 1 - 5 LED 9W 1 - 3 LED 13W 1 - 2 LED 25W | @230Vac | 22 79 124 | Ø 84 |        |
| | | 10 - 12 LED 2W 1 - 3 LED 9W 1 - 3 LED 13W 1 LED 25W | @110Vac | | | |




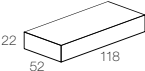





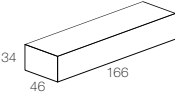





DIMMERABILI - DALI
 DIMMABLE - DALI

| | CODE | MIN - MAX LED | Vin | DIMENSIONS (mm) | CUT-OUT | CERTIFICATIONS |
|--|---------------|--|---------|-----------------|---------|---|
|    | CC20-D-700-N | 1 - 9 LED 2W 1 - 2 LED 9W 1 LED 13W | @230Vac | 22 52 118 | Ø 55 |      |
| | | 1 - 4 LED 2W 1 LED 9W 1 LED 13W | @110Vac | | | |
|  | CC25-D-700-NI | 1 - 12 LED 2W 1 - 4 LED 9W 1 LED 13W | @230Vac | 25 33 164 | Ø 44 | |
| | CC30-D-700-NL | 1 - 12 LED 2W 1 - 3 LED 9W 1 - 2 LED 13W 1 LED 25W | @230Vac | 34 40 210 | Ø 54 |     |
|   | CC32-D-700-N | 1 - 14 LED 2W 1 - 3 LED 9W 1 - 2 LED 13W 1 LED 25W | @230Vac | 21 67 103 | Ø 72 |   |
| | | 1 - 7 LED 2W 1 LED 9W 1 LED 13W | @110Vac | | | |
|   | CC36-D-700-SP | 1 - 2 LED 13W | @230Vac | 21 30 163 | Ø 37 |  |
| | CC38-D-700-N | 4 - 16 LED 2W 1 - 4 LED 9W 1 - 2 LED 13W 1 LED 25W | @230Vac | 30 44 147 | Ø 54 |     |
|     | CC50-D-700-N | 10 - 22 LED 2W 1 - 5 LED 9W 1 - 3 LED 13W 1 - 2 LED 25W | @230Vac | 22 79 124 | Ø 84 |       |
| | | 10 - 12 LED 2W 1 - 3 LED 9W 1 - 3 LED 13W 1 LED 25W | @110Vac | | | |
|  | CC50-D-700-NL | 1 - 17 LED 2W 1 - 4 LED 9W 1 - 3 LED 13W 1 LED 25W | @230Vac | 31 77 153 | Ø 84 |      |
| | | 1 - 17 LED 2W 1 - 4 LED 9W 1 - 3 LED 13W 1 LED 25W | @110Vac | | | |





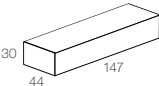



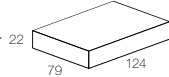









 *Disponibile su richiesta
 Available upon request

Alimentatori 700mA IP20
700mA LED driver IP20



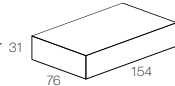



DIMMERABILI - TAGLIO DI FASE (IGBT - TRIAC)
DIMMABLE - PHASE CUT (IGBT - TRIAC)

|  | CODE | MIN - MAX LED | Vin | DIMENSIONS (mm) | CUT-OUT | CERTIFICATIONS |
|--|--------------|---|---------|---|---|---|
|   | CC20-C-700-N | 2 - 9 LED 2W 1 - 2 LED 9W 1 LED 13W | @230Vac |  |  Ø 55 |     |
| | CC32-C-700-N | 1 - 14 LED 2W 1 - 3 LED 9W 1 - 2 LED 13W 1 LED 25W | @230Vac |  |  Ø 56 |    *  |






DIMMERABILI - CASAMBI INTEGRATO
DIMMABLE - CASAMBI INTEGRATED

|  | CODE | MIN - MAX LED | Vin | DIMENSIONS (mm) | CUT-OUT | CERTIFICATIONS |
|---|--------------|--|---------|---|---|---|
|    | CC38-B-700-N | 4 - 15 LED 2W 1 - 4 LED 9W 1 - 2 LED 13W 1 LED 25W | @230Vac |  |  Ø 54 |   |
| | CC60-B-700-N | 10 - 22 LED 2W 1 - 5 LED 9W 1 - 3 LED 13W 1 - 2 LED 25W | @230Vac |  |  Ø 84 |      |
|    | | 10 - 12 LED 2W 1 - 3 LED 9W 1 - 3 LED 13W 1 LED 25W | @110Vac | | | |

DIMMERABILI - DMX
DIMMABLE - DMX

|  | CODE | MIN - MAX LED | Vin | DIMENSIONS (mm) | CUT-OUT | CERTIFICATIONS |
|---|---------------|---|---------|---|---|---|
|  | CC50-X-700-NL | 1 - 17 LED 2W 1 - 4 LED 9W 1 - 3 LED 13W 1 LED 25W | @230Vac |  |  Ø 84 |   |
| | | 1 - 17 LED 2W 1 - 4 LED 9W 1 - 3 LED 13W 1 LED 25W | @110Vac | | | |



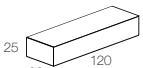

NON DIMMERABILI - FISSI - PER BATTERIA
NOT DIMMABLE - FIXED - FOR BATTERY

|  | CODE | MAX LED | Vin | DIMENSIONS (mm) | CUT-OUT | CERTIFICATIONS |
|---|---------------|---|--------|---|---|---|
| | CC28-F-700-NB | 1 - 3 LED 2W | 12 Vdc |  |  Ø 38 |   |
| | | 1 - 6 LED 2W 1 LED 9W 1 LED 13W | 24 Vdc | | | |
| | | 1 - 12 LED 2W 1 - 3 LED 9W 1 - 2 LED 13W 1 LED 25W | 48 Vdc | | | |


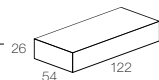


Alimentatori 700mA IP67

700mA LED driver IP67




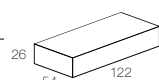



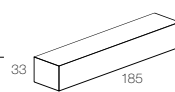

■ NON DIMMERABILI NOT DIMMABLE

| IP67 | CODE | MIN - MAX LED | Vin | DIMENSIONS (mm) | CUT-OUT | CERTIFICATIONS |
|------|---------------|---------------------------|---------|---|--|----------------|
| | CC14-F-700-PI | 1 LED 9W 1 LED 13W | @230Vac |  25 38 79 |  Ø 44 | |
| | CC20-F-700-PI | 1 - 2 LED 9W 1 LED 13W | @230Vac |  25 38 120 |  Ø 44 | |


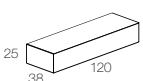

■ DIMMERABILI - MULTIFUNZIONE - PUSH - 1-10 DIMMABLE - MULTIFUNCTION - PUSH - 1-10

| IP67  | CODE | MIN - MAX LED | Vin | DIMENSIONS (mm) | CUT-OUT | CERTIFICATIONS |
|---|--------------|---------------------------|---------|---|--|--|
| | CC20-M-700-P | 1 - 2 LED 9W 1 LED 13W | @230Vac |  26 54 122 |  Ø 60 |  ETC |
| | | 1 LED 9W 1 LED 13W | @110Vac | | | |

■ DIMMERABILI - DALI DIMMABLE - DALI

| IP67    | CODE | MIN - MAX LED | Vin | DIMENSIONS (mm) | CUT-OUT | CERTIFICATIONS |
|---|---------------|-------------------------------|---------|---|--|--|
| | CC30-D-700-P | 1 - 3 LED 9W 1 - 2 LED 13W | @230Vac |  26 54 122 |  Ø 60 |  ETC  |
| | | 1 LED 9W 1 LED 13W | @110Vac | | | |
| | CC55-D-700-PI | 1 - 4 LED 9W 1 - 3 LED 13W | @230Vac |  33 35 185 |  Ø 48 | |
| | | 1 - 2 LED 9W 1 LED 13W | @110Vac | | | |

■ DIMMERABILI - TAGLIO DI FASE (IGBT - TRIAC) DIMMABLE - PHASE CUT (IGBT - TRIAC)

| IP67  | CODE | MIN - MAX LED | Vin | DIMENSIONS (mm) | CUT-OUT | CERTIFICATIONS |
|---|---------------|-----------------------|---------|---|--|----------------|
| | CC25-C-700-PI | 2 LED 9W 2 LED 13W | @230Vac |  25 38 120 |  Ø 44 | |

POTENZIOMETRO
POTENTIOMETER

CODE
POT-M-REG-N

