

Projectors



IP40

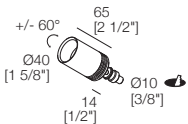
500  
900

140 g

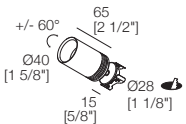
2

SD  
CM

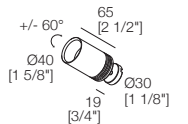
UL  
LISTED



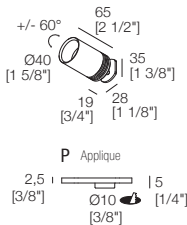
G Ring Nut



L Springs



M Magnetic



P Applique

Tono

 500 / 900mA Lumen Output 3000K	<b>3W</b> 900mA - 250 lm	<b>6W</b> 500mA - 520 lm
3° Lens	7T3620._._.-UL	
10° Lens	733619._._.-UL	
30° Lens	763619._._.-UL	
50° Lens	7D3619._._.-UL	

**FINISH**

4

Black

T

Titanium

Z

Champagne Gold

3

Gray

7

White

**CCT**

U

2200K

Y

2700K

6

3000K

W

3000K CRI > 90

J

3500K

9

4000K

1

5000K

**FIXING**

G

Ring Nut

L

Springs

M

Magnetic

P

Applique

Tono with hex louver

 500 / 900mA Lumen Output 3000K	<b>3W</b> 900mA - 170 lm	<b>6W</b> 500mA - 410 lm
3° Lens	7T3622._._.-UL	
10° Lens	733621._._.-UL	
30° Lens	763621._._.-UL	
50° Lens	7D3621._._.-UL	



discover more

SUGGESTED DRIVERS (not included)

500mA	CC36-R-500-NF	p. 245
900mA	CC36-R-900-NF	p. 246

EXAMPLE CODE COMPOSITION

