

Alimentatori 350mA IP20

350mA LED driver IP20








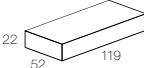






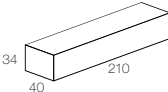













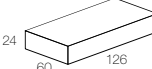















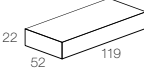
















■ **NON DIMMERABILI**
NOT DIMMABLE

IP20	CODE	MIN - MAX LED	Vin	DIMENSIONS (mm)	CUT-OUT	CERTIFICATIONS
	CC6-F-350-N	1 - 6 LED 1W 1 LED 4W 1 LED ZOOM 1 - 6 LED 1W 1 LED 4W 1 LED ZOOM	@230Vac @110Vac	22 35 77	Ø 42	PS E S* EAC
	CC14-F-350N	1 - 13 LED 1W 1 - 4 LED 4W 1 - 3 LED ZOOM 1 LED 12W 1 - 9 LED 1W 1 - 2 LED 4W 1 - 2 LED ZOOM	@230Vac @110Vac	19 34 115	Ø 40	PS E CCC cULus S* EAC
	CC15-F-350-S	1 - 13 LED 1W 1 - 3 LED 4W 1 - 3 LED ZOOM 1 LED 12W 1 - 5 LED 1W 1 LED 4W 1 LED ZOOM	@230Vac @110Vac	19 22 150	Ø 32	CCC cULus S* EAC
	CC20-F-350-N	1 - 16 LED 1W 1 - 5 LED 4W 1 - 4 LED ZOOM 1 LED 12W	@230Vac	22 52 119	Ø 55	CCC S* EAC
	CC25-F-350-NT	7 - 16 LED 1W 3 - 5 LED 4W 2 - 4 LED ZOOM 1 LED 12W	@230Vac	30 43 157	Ø 53	CCC EAC KC
	CC50-F-350-N	10 - 23 LED 1W 1 - 8 LED 4W 1 - 6 LED ZOOM 1 - 2 LED 12W 10 - 23 LED 1W 1 - 8 LED 4W 1 - 6 LED ZOOM 1 - 2 LED 12W	@230Vac @110Vac	22 79 124	Ø 84	CCC cULus S* EAC SELV 120V

*Disponibile su richiesta
Available upon request

DIMMERABILI - MULTIFUNZIONE - PUSH - 1-10

DIMMABLE - MULTIFUNCTION - PUSH - 1-10

 IP20  0-10V  PUSH 	CODE	MIN - MAX LED	Vin	DIMENSIONS (mm)	CUT-OUT	CERTIFICATIONS
 0-10V  PUSH 	CC20-M-350-N	1 - 14 LED 1W 1 - 4 LED 4W 1 - 3 LED ZOOM 1 LED 12W	@230Vac		 Ø 55	  *   * EAC
		1 - 14 LED 1W 1 - 4 LED 4W 1 - 3 LED ZOOM 1 LED 12W	@110Vac			
 0-10V	CC30-M-350-NL	1 - 18 LED 1W 1 - 6 LED 4W 1 - 4 LED ZOOM 1 LED 12W	@230Vac		 Ø 54	  
		1 - 18 LED 1W 1 - 6 LED 4W 1 - 4 LED ZOOM 1 LED 12W	@110Vac			
 0-10V  PUSH 	CC32-M-350-N	4 - 17 LED 1W 2 - 5 LED 4W 1 - 4 LED ZOOM 1 LED 12W	@230Vac		 Ø 72	  *  EAC
		4 - 14 LED 1W 2 - 3 LED 4W 1 - 3 LED ZOOM 1 LED 12W	@110Vac			
 0-10V	CC40-M-350-NR	4 - 18 LED 1W 2 - 6 LED 4W 1 - 4 LED ZOOM 1 LED 12W	@230Vac		 Ø 64	 CLASS P LISTED
		4 - 18 LED 1W 2 - 6 LED 4W 1 - 4 LED ZOOM 1 LED 12W	@110Vac			
 0-10V  PUSH 	CC50-M-350-N	10 - 23 LED 1W 1 - 8 LED 4W 1 - 6 LED ZOOM 1 - 2 LED 12W	@230Vac		 Ø 84	  *   * EAC 
		10 - 23 LED 1W 1 - 8 LED 4W 1 - 6 LED ZOOM 1 - 2 LED 12W	@110Vac			
 0-10V  PUSH  DIM-TO-WARM	CC20-A-350-N	5 - 16 LED 1W 2 - 4 LED 4W 2 - 4 LED ZOOM 1 LED 12W (DimToWarm)	@230Vac		 Ø 72	  *   * EAC 
		5 - 15 LED 1W 2 - 3 LED 4W 2 - 3 LED ZOOM 1 LED 12W (DimToWarm)	@110Vac			
 0-10V  PUSH  DIM-TO-WARM	CC50-A-350-N	10 - 23 LED 1W 1 - 8 LED 4W 1 - 6 LED ZOOM 1 - 2 LED 12W (DimToWarm)	@230Vac		 Ø 84	    * EAC 
		10 - 23 LED 1W 1 - 8 LED 4W 1 - 6 LED ZOOM 1 - 2 LED 12W (DimToWarm)	@110Vac			

POTENZIOMETRO
POTENTIOMETER




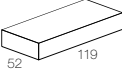





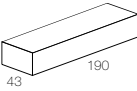







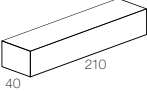







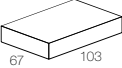
















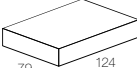






CODE
POT-M-REG-N






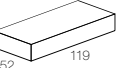






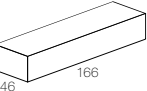




*Disponibile su richiesta
Available upon request

Alimentatori 350mA IP20
350mA LED driver IP20

DIMMERABILI - DALI
DIMMABLE - DALI

 IP20	CODE	MIN - MAX LED	Vin	DIMENSIONS (mm)	CUT-OUT	CERTIFICATIONS
 	CC20-D-350-N	4 - 14 LED 1W 1 - 4 LED 4W 1 - 3 LED ZOOM 1 LED 12W	@230Vac	 22 52 119	 Ø 55	   * EAC
		4 - 14 LED 1W 1 - 4 LED 4W 1 - 3 LED ZOOM 1 LED 12W	@110Vac			
	CC20-D-350-NT	7 - 16 LED 1W 3 - 5 LED 4W 2 - 4 LED ZOOM 1 LED 12W	@230Vac	 30 43 190	 Ø 62	   EAC 
 	CC30-D-350-NL	1 - 18 LED 1W 1 - 6 LED 4W 1 - 4 LED ZOOM 1 LED 12W	@230Vac	 34 40 210	 Ø 54	   
		1 - 18 LED 1W 1 - 6 LED 4W 1 - 4 LED ZOOM 1 LED 12W	@110Vac			
 	CC32-D-350-N	2 - 16 LED 1W 1 - 4 LED 4W 1 - 4 LED ZOOM 1 LED 12W	@230Vac	 21 67 103	 Ø 72	  *  EAC
		2 - 14 LED 1W 1 - 3 LED 4W 1 - 3 LED ZOOM 1 LED 12W	@110Vac			
  	CC38-D-350-N	4 - 18 LED 1W 2 - 5 LED 4W 1 - 4 LED ZOOM 1 LED 12W	@230Vac	 30 44 147	 Ø 54	  * EAC 
		10 - 23 LED 1W 1 - 8 LED 4W 1 - 6 LED ZOOM 1 - 2 LED 12W	@230Vac			
   	CC50-D-350-N	10 - 23 LED 1W 1 - 8 LED 4W 1 - 6 LED ZOOM 1 - 2 LED 12W	@230Vac	 22 79 124	 Ø 84	  *   * EAC 
		10 - 23 LED 1W 1 - 8 LED 4W 1 - 6 LED ZOOM 1 - 2 LED 12W	@110Vac			

DIMMERABILI - TAGLIO DI FASE (IGBT - TRIAC)
DIMMABLE - PHASE CUT (IGBT - TRIAC)

 IP20	CODE	MIN - MAX LED	Vin	DIMENSIONS (mm)	CUT-OUT	CERTIFICATIONS
 	CC18-C-350-N	9 - 17 LED 1W 3 - 5 LED 4W 2 - 4 LED ZOOM 1 LED 12W	@230Vac	 22 52 119	 Ø 55	  EAC 
		1 - 15 LED 1W 1 - 5 LED 4W 1 - 3 LED ZOOM 1 LED 12W	@230Vac			
 	CC32-C-350-N	1 - 15 LED 1W 1 - 5 LED 4W 1 - 3 LED ZOOM 1 LED 12W	@230Vac	 34 46 166	 Ø 56	   * EAC

POTENZIOMETRO
POTENTIOMETER




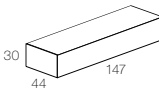

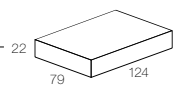









CODE
POT-M-REG-N



*Disponibile su richiesta
Available upon request



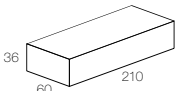


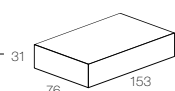




DIMMERABILI - CASAMBI INTEGRATO

DIMMABLE - CASAMBI INTEGRATED

IP20	CODE	MIN - MAX LED	Vin	DIMENSIONS (mm)	CUT-OUT	CERTIFICATIONS
  	CC38-B-350-N	4 - 18 LED 1W 2 - 5 LED 4W 1 - 4 LED ZOOM 1 LED 12W	@230Vac		 Ø 54	
	CC60-B-350-N	10 - 23 LED 1W 1 - 8 LED 4W 1 - 6 LED ZOOM 1 - 2 LED 12W	@230Vac		 Ø 84	   
  		10 - 23 LED 1W 1 - 8 LED 4W 1 - 6 LED ZOOM 1 - 2 LED 12W	@110Vac			
		10 - 23 LED 1W 1 - 8 LED 4W 1 - 6 LED ZOOM 1 - 2 LED 12W				






DIMMERABILI - DMX

DIMMABLE - DMX

IP20	CODE	MIN - MAX LED	Vin	DIMENSIONS (mm)	CUT-OUT	CERTIFICATIONS
 	CC36-X-350-N	1 - 30 LED 1W 1 - 9 LED 4W 1 - 9 LED ZOOM 1 - 3 LED 12W 1 - 10 LED 3x1W RGB	@230Vac		 Ø 70	
	CC50-X-350-NL	1 - 40 LED 1W 1 - 12 LED 4W 1 - 12 LED ZOOM 1 - 4 LED 12W 1 - 16 LED 3x1W RGB	@230Vac		 Ø 84	 
		1 - 40 LED 1W 1 - 4 LED 4W 1 - 4 LED ZOOM 1 LED 12W 1 - 16 LED 3x1W RGB	@110Vac			

NON DIMMERABILI - FISSI - PER BATTERIA

NOT DIMMABLE - FIXED - FOR BATTERY


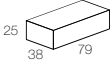

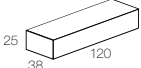

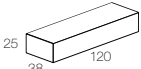

IP20	CODE	MAX LED	Vin	DIMENSIONS (mm)	CUT-OUT	CERTIFICATIONS
	CC10-F-350-NB	1 - 3 LED 1W 1 LED 4W 1 LED ZOOM	12 Vdc		 Ø 38	 
		1 - 6 LED 1W 1 - 2 LED 4W 1 LED ZOOM	24 Vdc			
		1 - 12 LED 1W 1 - 4 LED 4W 1 - 3 LED ZOOM	48 Vdc			

Alimentatori 350mA IP67

350mA LED driver IP67



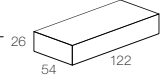


NON DIMMERABILI

NOT DIMMABLE

 IP67	CODE	MIN - MAX LED	Vin	DIMENSIONS (mm)	CUT-OUT	CERTIFICATIONS
	CC14-F-350-PI	1 - 13 LED 1W 1 - 4 LED 4W 1 LED 12W	@230Vac		 Ø 44	
	CC15-F-350-PI	1 - 14 LED 1W 1 - 4 LED 4W 1 LED 12W	@230Vac		 Ø 44	
	CC20-F-350-PI	10 - 18 LED 1W 3 - 5 LED 4W 1 LED 12W	@230Vac		 Ø 44	




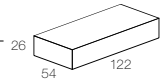




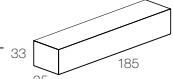

DIMMERABILI - MULTIFUNZIONE - PUSH - 1-10

DIMMABLE - MULTIFUNCTION - PUSH - 1-10

 IP67 	CODE	MIN - MAX LED	Vin	DIMENSIONS (mm)	CUT-OUT	CERTIFICATIONS
	CC16-M-350-P	1 - 15 LED 1W 1 - 4 LED 4W 1 LED 12W	@230Vac		 Ø 60	 EAC
		1 - 14 LED 1W 1 - 3 LED 4W 1 LED 12W	@110Vac			



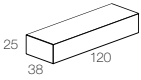

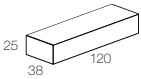

DIMMERABILI - DALI

DIMMABLE - DALI

 IP67  	CODE	MIN - MAX LED	Vin	DIMENSIONS (mm)	CUT-OUT	CERTIFICATIONS
	CC20-D-350-P	1 - 16 LED 1W 1 - 5 LED 4W 1 LED 12W	@230Vac		 Ø 60	 EAC 
		1 - 12 LED 1W 1 - 4 LED 4W 1 LED 12W	@110Vac			
	CC55-D-350-PI	1 - 18 LED 1W 1 - 5 LED 4W 1 LED 12W	@230Vac		 Ø 48	
		1 - 9 LED 1W 1 - 3 LED 4W	@110Vac			

DIMMERABILI - TAGLIO DI FASE (IGBT - TRIAC)







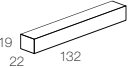

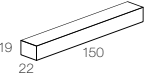



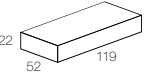




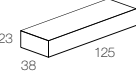

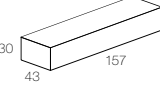




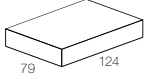





DIMMABLE - PHASE CUT (IGBT - TRIAC)

 IP67 	CODE	MIN - MAX LED	Vin	DIMENSIONS (mm)	CUT-OUT	CERTIFICATIONS
	CC10-C-350-PI	7 - 10 LED 1W	@230Vac		 Ø 44	
	CC25-C-350-PI	15 - 23 LED 1W 5 - 7 LED 4W 1 - 2 LED 12W	@230Vac		 Ø 44	

Alimentatori 500mA IP20

500mA LED driver IP20




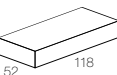















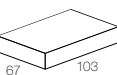






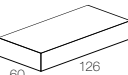





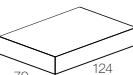










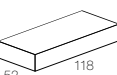



























■ **NON DIMMERABILI**
NOT DIMMABLE

 IP20	CODE	MIN - MAX LED	Vin	DIMENSIONS (mm)	CUT-OUT	CERTIFICATIONS
	CC6-F-500-N	1 - 3 LED 2W 1 LED 6W	@230Vac	 22 35 77	 Ø 42	 * EAC
		1 - 3 LED 2W 1 LED 6W	@110Vac			
	CC10-F-500-NI	1 - 5 LED 2W 1 LED 6W 1 LED 9W	@230Vac	 23 39 76	 Ø 44	
		1 - 3 LED 2W 1 LED 6W	@110Vac			
	CC10-F-500-SI	1 - 6 LED 2W 1 LED 9W	@230Vac	 19 22 132	 Ø 28	
	CC14-F-500-S	1 - 7 LED 2W 1 - 2 LED 6W 1 LED 9W	@230Vac	 19 22 150	 Ø 32	 cULus  * EAC
		1 - 4 LED 2W 1 - 2 LED 6W	@110Vac			
	CC20-F-500-N	1 - 10 LED 2W 1 - 3 LED 6W 1 - 2 LED 9W 1 LED 18W	@230Vac	 22 52 119	 Ø 55	   * EAC
	CC20-F-500-NI	4 - 12 LED 2W 1 - 2 LED 9W 1 LED 18W	@230Vac	 23 38 125	 Ø 42	
	CC25-F-500-NT	7 - 12 LED 2W 2 - 4 LED 6W 1 - 2 LED 9W 1 LED 18W	@230Vac	 30 43 157	 Ø 53	  EAC 
	CC50-F-500-N	10 - 22 LED 2W 1 - 5 LED 6W 1 - 3 LED 9W 1 - 2 LED 18W	@230Vac	 22 79 124	 Ø 84	  cULus  * EAC 
		10 - 22 LED 2W 1 - 5 LED 6W 1 - 3 LED 9W 1 - 2 LED 18W	@110Vac			

*Disponibile su richiesta
Available upon request

DIMMERABILI - MULTIFUNZIONE - PUSH - 1-10

DIMMABLE - MULTIFUNCTION - PUSH - 1-10

IP20	CODE	MIN - MAX LED	Vin	DIMENSIONS (mm)	CUT-OUT	CERTIFICATIONS
  	CC20-M-500-N	1 - 10 LED 2W 1 - 3 LED 6W 1 - 2 LED 9W 1 LED 18W	@230Vac	 22 52 118	 Ø 55	    
		1 - 7 LED 2W 1 - 3 LED 6W 1 LED 9W 1 LED 18W	@110Vac			
	CC30-M-500-NL	1 - 15 LED 2W 1 - 4 LED 6W 1 - 3 LED 9W 1 LED 18W	@230Vac	 34 40 210	 Ø 54	  
		1 - 15 LED 2W 1 - 4 LED 6W 1 - 3 LED 9W 1 LED 18W	@110Vac			
  	CC32-M-500-N	1 - 14 LED 2W 1 - 4 LED 6W 1 - 2 LED 9W 1 LED 18W	@230Vac	 21 67 103	 Ø 72	   
		1 - 8 LED 2W 1 - 2 LED 6W 1 LED 9W	@110Vac			
	CC40-M-500-NR	4 - 18 LED 2W 1 - 4 LED 6W 1 - 3 LED 9W 1 LED 18W	@230Vac	 24 60 126	 Ø 64	
		4 - 18 LED 2W 1 - 4 LED 6W 1 - 3 LED 9W 1 LED 18W	@110Vac			
  	CC50-M-500-N	10 - 22 LED 2W 1 - 5 LED 6W 1 - 3 LED 9W 1 - 2 LED 18W	@230Vac	 22 79 124	 Ø 84	     
		10 - 12 LED 2W 1 - 5 LED 6W 1 - 3 LED 9W 1 - 2 LED 18W	@110Vac			
  	CC20-A-500-N	2 - 10 LED 2W 1 - 3 LED 6W 1 - 2 LED 9W 1 LED 18W	@230Vac	 22 52 118	 Ø 72	     
		2 - 10 LED 2W 1 - 2 LED 6W 1 LED 9W	@110Vac			
 	CC36-A-500-N	4 - 14 LED 2W 1 - 4 LED 6W 1 - 2 LED 9W 1 LED 18W	@230Vac	 30 44 147	 Ø 54	    
  	CC50-A-500-N	10 - 22 LED 2W 1 - 5 LED 6W 1 - 3 LED 9W 1 - 2 LED 18W	@230Vac	 22 79 124	 Ø 84	     
		10 - 22 LED 2W 1 - 5 LED 6W 1 - 3 LED 9W 1 - 2 LED 18W	@110Vac			

POTENZIOMETRO
POTENTIOMETER



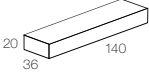

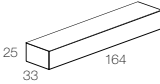



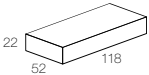






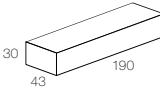






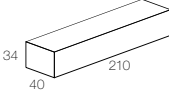







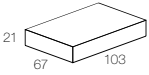






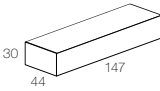















CODE
POT-M-REG-N



*Disponibile su richiesta
Available upon request


Alimentatori 500mA IP20
500mA LED driver IP20


DIMMERABILI - DALI
DIMMABLE - DALI

 IP20	CODE	MIN - MAX LED	Vin	DIMENSIONS (mm)	CUT-OUT	CERTIFICATIONS
	CC10-D-500-NI	1 - 6 LED 2W 1 LED 6W 1 LED 9W	@230Vac		 Ø 40	
	CC25-D-500-NI	1 - 15 LED 2W 1 - 4 LED 6W 1 - 2 LED 9W 1 LED 18W	@230Vac		 Ø 44	
 	CC20-D-500-N	2 - 10 LED 2W 1 - 3 LED 6W 1 - 2 LED 9W 1 LED 18W	@230Vac		 Ø 55	  *   * EAC
		2 - 8 LED 2W 1 - 2 LED 6W 1 LED 9W	@110Vac			
	CC20-D-500-NT	7 - 15 LED 2W 2 - 4 LED 6W 2 LED 9W 1 LED 18W	@230Vac		 Ø 62	   EAC 
	CC30-D-500-NL	1 - 15 LED 2W 1 - 4 LED 6W 1 - 3 LED 9W 1 LED 18W	@230Vac		 Ø 54	  *  
		1 - 15 LED 2W 1 - 4 LED 6W 1 - 3 LED 9W 1 LED 18W	@110Vac			
 	CC32-D-500-N	2 - 14 LED 2W 1 - 4 LED 6W 1 - 2 LED 9W 1 LED 18W	@230Vac		 Ø 72	 
		2 - 10 LED 2W 1 - 2 LED 6W 1 LED 9W	@110Vac			
  	CC38-D-500-N	4 - 17 LED 2W 1 - 4 LED 6W 1 LED 18W	@230Vac		 Ø 54	  * EAC 
   	CC50-D-500-N	10 - 22 LED 2W 1 - 5 LED 6W 1 - 3 LED 9W 1 - 2 LED 18W	@230Vac		 Ø 84	    * EAC 
		10 - 22 LED 2W 1 - 5 LED 6W 1 - 3 LED 9W 1 - 2 LED 18W	@110Vac			

POTENZIOMETRO
POTENTIOMETER

CODE
POT-M-REG-N







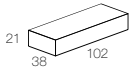


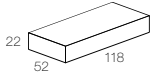





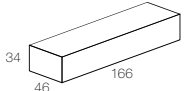








*Disponibile su richiesta
Available upon request




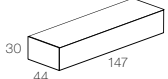


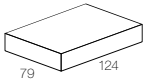









■ DIMMERABILI - TAGLIO DI FASE (IGBT - TRIAC)

DIMMABLE - PHASE CUT (IGBT - TRIAC)

IP20	CODE	MIN - MAX LED	Vin	DIMENSIONS (mm)	CUT-OUT	CERTIFICATIONS
     	CC10-C-500-N	3 - 5 LED 2W 1 - 2 LED 6W 1 LED 9W	@230Vac		 Ø 42	
	CC20-C-500-N	2 - 12 LED 2W 1 - 3 LED 6W 1 - 2 LED 9W 1 LED 18W	@230Vac		 Ø 55	   EAC 
	CC32-C-500-N	1 - 12 LED 2W 1 - 3 LED 6W 1 - 2 LED 9W 1 LED 18W	@230Vac		 Ø 56	   §* EAC


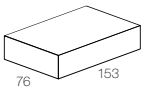



■ DIMMERABILI - CASAMBI INTEGRATO

DIMMABLE - CASAMBI INTEGRATED

IP20	CODE	MIN - MAX LED	Vin	DIMENSIONS (mm)	CUT-OUT	CERTIFICATIONS
  	CC38-B-500-N	4 - 16 LED 2W 1 - 4 LED 6W 1 - 2 LED 9W 1 LED 18W	@230Vac		 Ø 54	EAC 
	CC60-B-500-N	10 - 22 LED 2W 1 - 5 LED 6W 1 - 3 LED 9W 1 - 2 LED 18W	@230Vac		 Ø 84	   EAC  
  		10 - 22 LED 2W 1 - 5 LED 6W 1 - 3 LED 9W 1 - 2 LED 18W	@110Vac			






■ DIMMERABILI - DMX

DIMMABLE - DMX

IP20	CODE	MIN - MAX LED	Vin	DIMENSIONS (mm)	CUT-OUT	CERTIFICATIONS
	CC50-X-500-NL	1 - 15 LED 2W 1 - 8 LED 6W 1 - 4 LED 9W 1 - 2 LED 18W 1 - 10 LED 3x2W RGB	@230Vac		 Ø 84	  LISTED
		1 - 15 LED 2W 1 - 8 LED 6W 1 - 4 LED 9W 1 - 2 LED 18W 1 - 10 LED 3x2W RGB	@110Vac			

■ NON DIMMERABILI - FISSI - PER BATTERIA


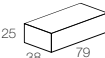

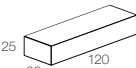



NOT DIMMABLE - FIXED - FOR BATTERY

IP20	CODE	MAX LED	Vin	DIMENSIONS (mm)	CUT-OUT	CERTIFICATIONS
	CC15-F-500-NB	1 - 3 LED 2W 1 LED 6W	12 Vdc		 Ø 38	 
		1 - 6 LED 2W 1 LED 6W 1 LED 9W	24 Vdc			
		1 - 12 LED 2W 1 - 3 LED 6W 1 - 2 LED 9W	48 Vdc			



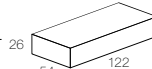


Alimentatori 500mA IP67

500mA LED driver IP67




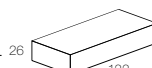






■ NON DIMMERABILI NOT DIMMABLE

 IP67	CODE	MIN - MAX LED	Vin	DIMENSIONS (mm)	CUT-OUT	CERTIFICATIONS
	CC14-F-500-PI	1 - 9 LED 2W 1 - 2 LED 6W 1 LED 9W	@230Vac	 25 38 79	 Ø 44	
	CC20-F-500-PI	1 - 10 LED 2W 1 - 3 LED 6W 1 - 2 LED 9W 1 LED 18W	@230Vac	 25 38 120	 Ø 44	
	CC30-F-500-PI	9 - 18 LED 2W 3 - 4 LED 6W 2 - 3 LED 9W 1 LED 18W	@230Vac	 25 38 120	 Ø 44	



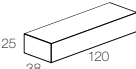

■ DIMMERABILI - MULTIFUNZIONE - PUSH - 1-10 DIMMABLE - MULTIFUNCTION - PUSH - 1-10

 IP67 	CODE	MIN - MAX LED	Vin	DIMENSIONS (mm)	CUT-OUT	CERTIFICATIONS
	CC20-M-500-P	1 - 10 LED 2W 1 - 3 LED 6W 1 - 2 LED 9W 1 LED 18W	@230Vac	 26 54 122	 Ø 60	 ERC
		1 - 8 LED 2W 1 - 2 LED 6W 1 LED 9W 1 LED 18W	@110Vac			

■ DIMMERABILI - DALI DIMMABLE - DALI

 IP67   DIM-TO-VISUM	CODE	MIN - MAX LED	Vin	DIMENSIONS (mm)	CUT-OUT	CERTIFICATIONS
	CC25-D-500-P	1 - 12 LED 2W 1 - 4 LED 6W 1 - 2 LED 9W 1 LED 18W	@230Vac	 26 54 122	 Ø 60	 ERC 
		1 - 8 LED 2W 1 - 2 LED 6W 1 LED 9W	@110Vac			
	CC55-D-500-PI	1 - 14 LED 2W 1 - 4 LED 6W 1 - 3 LED 9W 1 LED 18W	@230Vac	 33 35 185	 Ø 48	
		1 - 9 LED 2W 1 - 2 LED 6W 1 LED 9W	@110Vac			

■ DIMMERABILI - TAGLIO DI FASE (IGBT - TRIAC) DIMMABLE - PHASE CUT (IGBT - TRIAC)

 IP67 	CODE	MIN - MAX LED	Vin	DIMENSIONS (mm)	CUT-OUT	CERTIFICATIONS
	CC25-C-500-PI	8 - 13 LED 2W 2 - 4 LED 6W 2 LED 9W 1 LED 18W	@230Vac	 25 38 120	 Ø 44	

POTENZIOMETRO
POTENTIOMETER

CODE
POT-M-REG-N

