
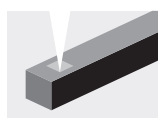


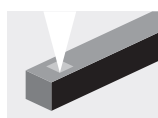
discover more



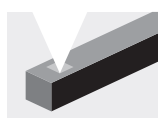
## LENS



**L20**  
20° Lens

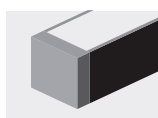


**L30**  
30° Lens



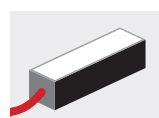
**L50**  
50° Lens

## END CAP

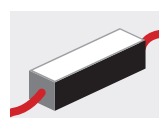


**A**  
Aluminum

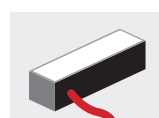
## EXIT CABLE



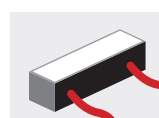
**A**  
Cap Exit



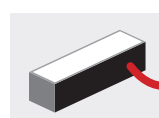
**AB**  
In&Out Cap Exit



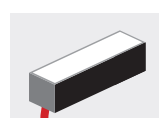
**C**  
Left Side Exit



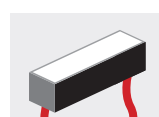
**CD**  
In&Out Side Exit



**D**  
Right Side Exit

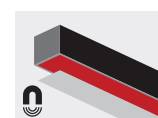


**E**  
Back Exit



**EF**  
Back In&Out  
Exit


## FIXING



**M**  
Magnetic Fixing

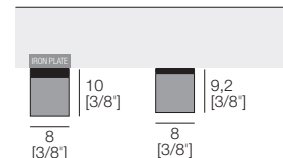


**B**  
Double Sided Tape



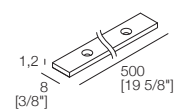
**N**  
Without Fixing

## FIXING



**M**  
Magnetic Fixing

**B**  
Double Sided Tape



Iron plate for **M** Magnetic Fixing  
**A01743.H0**

Linear with Lenses IP40



IP40

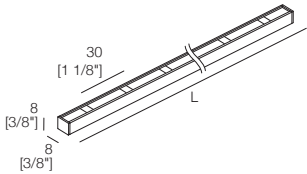
12Vdc

120 g/m

2

SD CM

UL LISTED



Lumen Output 3000K CRI > 90  
25W/m - 20° Lens - Finish Black: 1600 lm/m

CODE  
LC8L - 25 - - - A - - . - -UL

POWER	LENGTH (cm)	LENS	END CAP	EXIT CABLE	FIXING	FINISH	CCT
25 25W/m	010 019 028 037 046 055 064 073 082 091 100 109 118 127 136 145 154 163 172 181 190	L20 20° Lens L30 30° Lens L50 50° Lens	A Aluminum	A Cap Exit AB In&Out Cap Exit C Left Side Exit CD In&Out Side Exit D Right Side Exit E Back Exit EF Back In&Out Exit	M Magnetic Fixing B Double Sided Tape N Without Fixing	4 Black 3 Gray	U 2200K Q 2500K X 2700K CRI > 90 W 3000K CRI > 90 K 3500K CRI > 90 D 4000K CRI > 90

Custom lengths upon request

ACCESSORIES (only for N without fixing)

IRON PLATE

MAGNETIC BRACKETS

BRACKETS WITH SCREWS

MOUNTING CLIP

Iron plate for Magnetic Bracket  
A01744.H0

Magnetic brackets 0°  
A00534.\_ 0

Magnetic brackets 45°  
A01755.\_ 0

Bracket with screw 0°  
A00529.\_ 0

Bracket with screw 45°  
A00845.\_ 0

Mounting clip  
A00706.\_ 0

SUGGESTED DRIVERS (not included)