
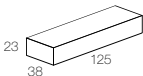

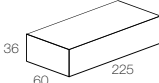

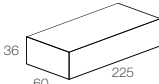

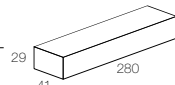

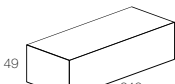



Alimentatori 48Vdc IP20

48Vdc LED drivers IP20

■ NON DIMMERABILI NOT DIMMABLE

 IP20	CODE	MAX LED	Vin	DIMENSIONS (mm)	CUT-OUT	CERTIFICATIONS
	CV30-F-48-NI	27W - 0,6A max	220-240 Vac		 Ø 42	
	CV50-F-48-N	45W - 1A max	220-240 Vac		 Ø 70	ERC
	CV70-F-48-N	64W - 1,45A max	220-240 Vac		 Ø 70	ERC
	CV75-F-48-NI	70W - 1,55A max 35W - 0,75A max	220-240 Vac 100-120 Vac		 Ø 49	
	CV150-F-48-N	140W - 3A max	220-240 Vac		 Ø 80	ERC

POTENZIOMETRO
POTENTIOMETER

CODE
POT-M-REG-N

