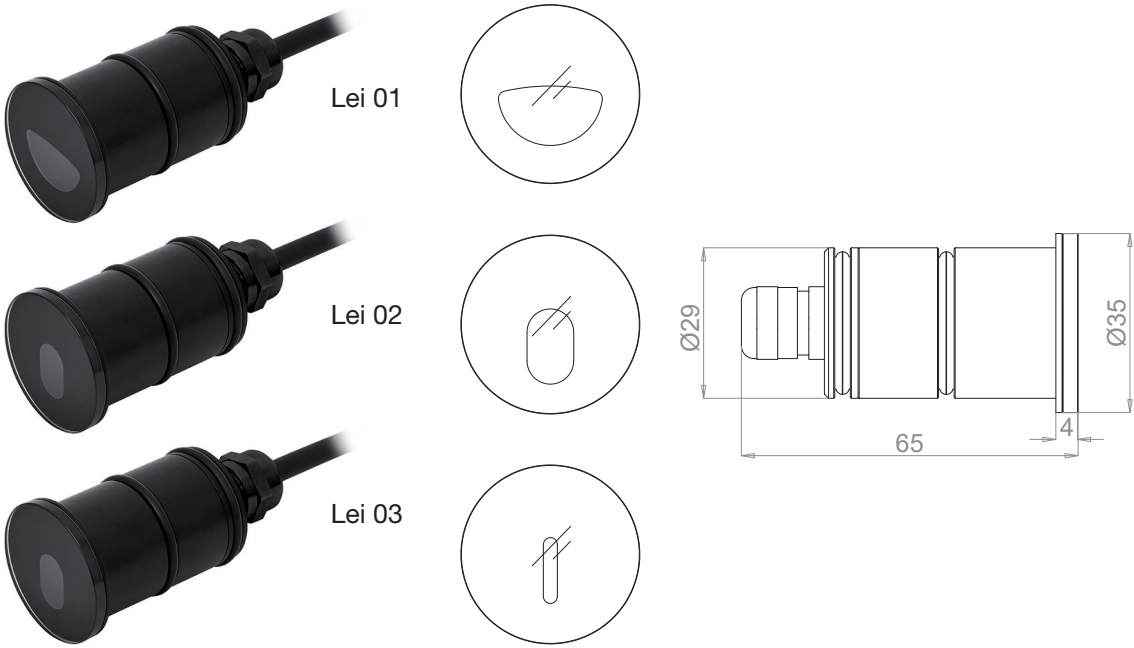


# LEI IP67 Solovetro

Step Light | IP67 | Class III | Dimmable



## LIGHT SOURCE & OPTIC

**Power**

1,5W  
1W  
2W

**Lens**

45°

**Beam Direction**

Fixed

**Material**

PMMA

**LED quantity**

1

**Binning**

2 MacAdam steps

**Color temperature & quality**

2200K CRI>90  
2700K CRI>90  
3000K  
4000K CRI>90

**Lifetime**

(L90) >55.000 hrs

## FIXTURE

**Dimensions**

Ø 35mm x H 65mm

**Material**

Aluminium

**Body finishes**

Black  
Grey  
White (RAL9003)

**Weight**

115gr

**Mounting**

Recessed

**Fixing**

Wall Recessed

**Working temperature**

-20° / +40°

## ELECTRICAL FEATURES

**Power supply**

Main Voltage:  
24Vdc  
350 mA  
500 mA

**Driver requirement**

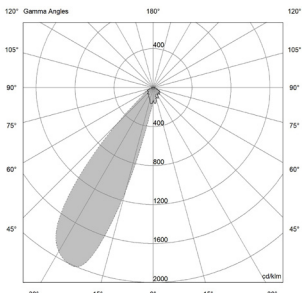
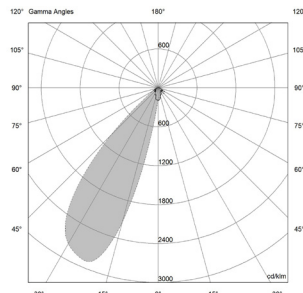
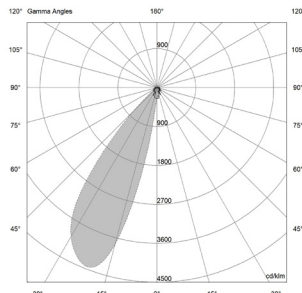
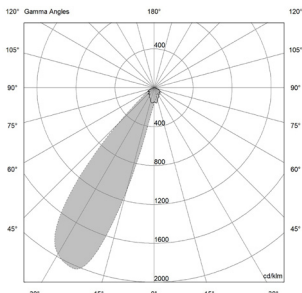
Remote (not included)

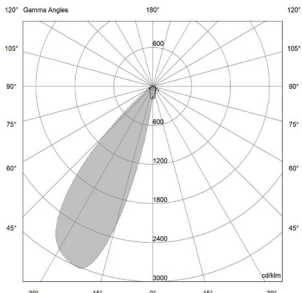
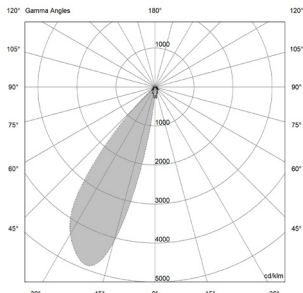
**Control**

On/off  
Push switch  
Phase Cut  
0/1-10 V  
Casambi  
DALI

# LEI IP67 Solovetro

## PHOTOMETRIC DATA (3000K CRI>80)

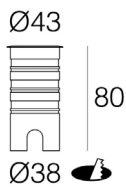
1W - 45°   UGR 32.3			1W - 45°   UGR 33.1			1W - 45°   UGR 28.1			2W - 45°   UGR 33.4		
											
H (m)	D (m)	Eav (lx)	H (m)	D (m)	Eav (lx)	H (m)	D (m)	Eav (lx)	H (m)	D (m)	Eav (lx)
1	2.17	53	1	2.09	54	1	1.70	33	1	2.41	38
2	4.34	13	2	4.17	13	2	3.40	8	2	4.82	9
3	6.51	6	3	6.26	6	3	5.10	4	3	7.22	4
4	8.68	3	4	8.35	3	4	6.81	2	4	9.63	2
5	10.85	2	5	10.43	2	5	8.51	1	5	12.04	2
Total lumen output 14 lm			Total lumen output 11 lm			Total lumen output 6 lm			Total lumen output 19 lm		
Efficacy 14 lm/W			Efficacy 11 lm/W			Efficacy 6 lm/W			Efficacy 9 lm/W		

2W - 45°   UGR 33.2			2W - 45°   UGR 28.4		
					
H (m)	D (m)	Eav (lx)	H (m)	D (m)	Eav (lx)
1	2.11	39	1	1.71	24
2	4.21	10	2	3.42	6
3	6.32	4	3	5.13	3
4	8.43	2	4	6.84	1
5	10.53	2	5	8.55	1
Total lumen output 14 lm			Total lumen output 7 lm		
Efficacy 7 lm/W			Efficacy 3 lm/W		

# LEI IP67 Solovetro

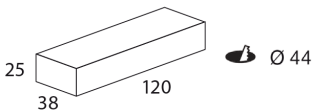
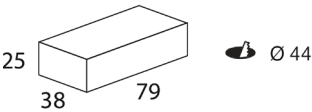
## INSTALLATION ACCESSORIES

Frame trimless installation (A01453.\_0)

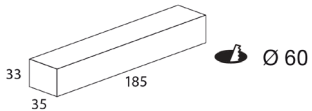
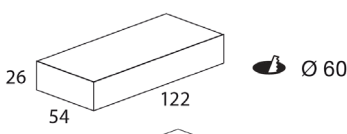


## SUGGESTED REMOTE DRIVER

**On/off:**  
CC14-F-350-PI / CC14-F-500-PI  
CV30-F-24-PI



**Multifunction (DALI 2, 0/1-10V, PUSH):**  
CC20-D-350-P / CC20-D-500-P  
CV25-D-24-PI



Other options upon request