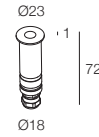
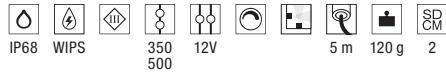



IP68 Recessed



350 / 500mA <small>Lumen Output 3000K CRI > 90</small>	1W <small>350mA - 70 lm</small>	2W <small>500mA - 95 lm</small>
15° Lens	7A4112.6 _	7A4113.6 _
30° Lens	764112.6 _	764113.6 _
40° Lens	744112.6 _	744113.6 _
Frosted Glass	714112.6 _	714113.6 _
Transparent Glass	724112.6 _	724113.6 _
Elliptical Lens	774112.6 _	774113.6 _

FINISH

- 6 Stainless Steel
AISI 316L

CCT

- U 2200K
- X 2700K CRI > 90
- W 3000K CRI > 90
- 9 4000K
- 1 5000K

12V <small>Lumen Output 3000K CRI > 90</small>	1,5W <small>12Vdc - 70 lm</small>	2W <small>12Vdc - 95 lm</small>
15° Lens	7A4759.6 _	7A4760.6 _
30° Lens	764759.6 _	764760.6 _
40° Lens	744759.6 _	744760.6 _
Frosted Glass	714759.6 _	714760.6 _
Transparent Glass	724759.6 _	724760.6 _
Elliptical Lens	774759.6 _	774760.6 _

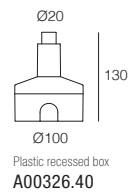
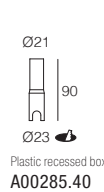


discover more

SUGGESTED DRIVERS (not included)

350mA	CC14-F-350-PI	p. 704
500mA	CC14-F-500-PI	p. 704
12Vdc	CV20-F-12-PI	p. 706

ACCESSORIES



EXAMPLE CODE COMPOSITION

123456 CCT FINISH