

LIGHT SOURCE

LED quantity (L=300 mm)	7
Power max	9W – 18W – 27W – 36W – 54W – 63W
Total lumen output (3000K -L. 300 mm- 9W)	10° - 762 lm 25° - 762 lm 40° - 737 lm 60° - 584 lm Elliptical lens – 753 lm
Efficacy lm/W (3000K -L. 300 mm- 9W)	10° - 84 lm/W 25° - 84 lm/W 40° - 82 lm/W 60° - 65 lm/W Elliptical lens – 84 lm/W
CRI	>80 – >90
LED Temperature	2700K – 3000K – 3000K CRI>90 – 4000K -Dynamic white
Average operational life	50.000 hours

OPTIC

Material	PMMA
Available optics	10° - 25° - 40° - 60° - Elliptical lens
Beam direction	Adjustable +/-90°
Flux symmetry	Symmetrical, asymmetrical

FIXTURE

Material	Aluminum
Available finishes	Powder coated: H - Black
IP Rate	IP40
Working Temperature	-20° ÷ +40°
Integrated Fixing Systems	Adjustable brackets

ELECTRICAL FEATURES

Driver	Remote
Dimmable	Push, 1-10V, DALI
Connection	In parallel at 24Vdc
Class	III

MECHANICAL FEATURES

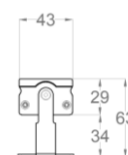

Dimensions (body)	43 x 29 x L mm (L=30 -60-90-120-150-180-210 cm)
Weight (L=300 mm-600 mm- 900 mm-1200mm-1500 mm- 1800 mm-2100 mm)	370 gr - 750 gr - 1120 gr 1490 gr - 1860 gr - 2240 gr - 2690 gr
Installation	Wall, ceiling, floor mounting
Cut-out	-
Use	Indoor

ACCESSORIES

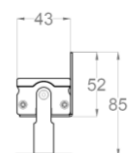
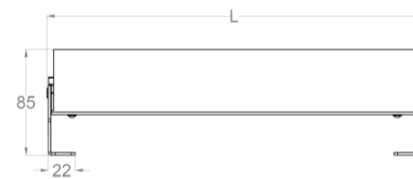
Visors	Visor included in <i>Continuum with visor</i> version
Filters	-
Box/ Frame	-
Fixing system	-



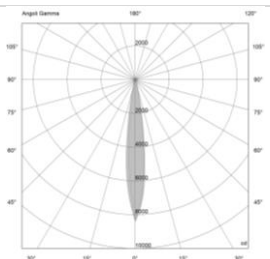
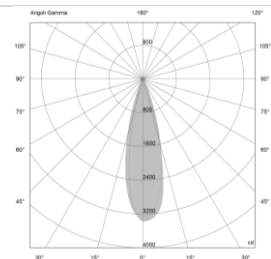
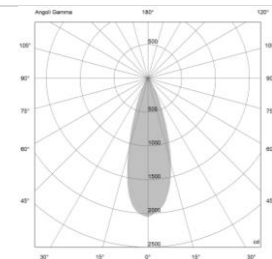
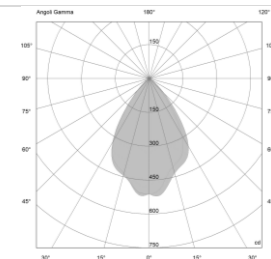
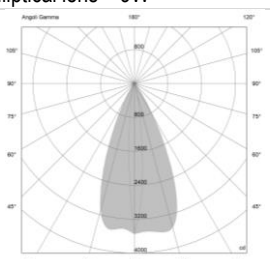
Continuum:



Continuum with visor:



PHOTOMETRIC DATA

10° Lens – 9W	25° Lens – 9W	40° Lens – 9W	60° Lens – 9W																																																																																																																
																																																																																																																			
<table> <tr> <th>H(m)</th><th>D(m)</th><th>E_{max}(lx)</th><th>E_{av}(lx)</th></tr> <tr> <td>10°</td><td></td><td></td><td></td></tr> <tr> <td><u>1.00</u></td><td>0.26</td><td>8427</td><td>5306</td></tr> <tr> <td><u>2.00</u></td><td>0.52</td><td>2107</td><td>1326</td></tr> <tr> <td><u>3.00</u></td><td>0.79</td><td>936</td><td>590</td></tr> <tr> <td><u>4.00</u></td><td>1.05</td><td>527</td><td>332</td></tr> <tr> <td><u>5.00</u></td><td>1.31</td><td>337</td><td>212</td></tr> </table>	H(m)	D(m)	E _{max} (lx)	E _{av} (lx)	10°				<u>1.00</u>	0.26	8427	5306	<u>2.00</u>	0.52	2107	1326	<u>3.00</u>	0.79	936	590	<u>4.00</u>	1.05	527	332	<u>5.00</u>	1.31	337	212	<table> <tr> <th>H(m)</th><th>D(m)</th><th>E_{max}(lx)</th><th>E_{av}(lx)</th></tr> <tr> <td>25°</td><td></td><td></td><td></td></tr> <tr> <td><u>1.00</u></td><td>0.44</td><td>3376</td><td>2081</td></tr> <tr> <td><u>2.00</u></td><td>0.88</td><td>844</td><td>520</td></tr> <tr> <td><u>3.00</u></td><td>1.33</td><td>375</td><td>231</td></tr> <tr> <td><u>4.00</u></td><td>1.77</td><td>211</td><td>130</td></tr> <tr> <td><u>5.00</u></td><td>2.21</td><td>135</td><td>83</td></tr> </table>	H(m)	D(m)	E _{max} (lx)	E _{av} (lx)	25°				<u>1.00</u>	0.44	3376	2081	<u>2.00</u>	0.88	844	520	<u>3.00</u>	1.33	375	231	<u>4.00</u>	1.77	211	130	<u>5.00</u>	2.21	135	83	<table> <tr> <th>H(m)</th><th>D(m)</th><th>E_{max}(lx)</th><th>E_{av}(lx)</th></tr> <tr> <td>40°</td><td></td><td></td><td></td></tr> <tr> <td><u>1.00</u></td><td>0.57</td><td>2050</td><td>1271</td></tr> <tr> <td><u>2.00</u></td><td>1.19</td><td>512</td><td>318</td></tr> <tr> <td><u>3.00</u></td><td>1.78</td><td>228</td><td>141</td></tr> <tr> <td><u>4.00</u></td><td>2.37</td><td>128</td><td>79</td></tr> <tr> <td><u>5.00</u></td><td>2.97</td><td>82</td><td>51</td></tr> </table>	H(m)	D(m)	E _{max} (lx)	E _{av} (lx)	40°				<u>1.00</u>	0.57	2050	1271	<u>2.00</u>	1.19	512	318	<u>3.00</u>	1.78	228	141	<u>4.00</u>	2.37	128	79	<u>5.00</u>	2.97	82	51	<table> <tr> <th>H(m)</th><th>D(m)</th><th>E_{max}(lx)</th><th>E_{av}(lx)</th></tr> <tr> <td>60°</td><td></td><td></td><td></td></tr> <tr> <td><u>1.00</u></td><td>1.26</td><td>522</td><td>252</td></tr> <tr> <td><u>2.00</u></td><td>2.53</td><td>131</td><td>63</td></tr> <tr> <td><u>3.00</u></td><td>3.79</td><td>58</td><td>28</td></tr> <tr> <td><u>4.00</u></td><td>5.06</td><td>33</td><td>16</td></tr> <tr> <td><u>5.00</u></td><td>6.32</td><td>21</td><td>10</td></tr> </table>	H(m)	D(m)	E _{max} (lx)	E _{av} (lx)	60°				<u>1.00</u>	1.26	522	252	<u>2.00</u>	2.53	131	63	<u>3.00</u>	3.79	58	28	<u>4.00</u>	5.06	33	16	<u>5.00</u>	6.32	21	10
H(m)	D(m)	E _{max} (lx)	E _{av} (lx)																																																																																																																
10°																																																																																																																			
<u>1.00</u>	0.26	8427	5306																																																																																																																
<u>2.00</u>	0.52	2107	1326																																																																																																																
<u>3.00</u>	0.79	936	590																																																																																																																
<u>4.00</u>	1.05	527	332																																																																																																																
<u>5.00</u>	1.31	337	212																																																																																																																
H(m)	D(m)	E _{max} (lx)	E _{av} (lx)																																																																																																																
25°																																																																																																																			
<u>1.00</u>	0.44	3376	2081																																																																																																																
<u>2.00</u>	0.88	844	520																																																																																																																
<u>3.00</u>	1.33	375	231																																																																																																																
<u>4.00</u>	1.77	211	130																																																																																																																
<u>5.00</u>	2.21	135	83																																																																																																																
H(m)	D(m)	E _{max} (lx)	E _{av} (lx)																																																																																																																
40°																																																																																																																			
<u>1.00</u>	0.57	2050	1271																																																																																																																
<u>2.00</u>	1.19	512	318																																																																																																																
<u>3.00</u>	1.78	228	141																																																																																																																
<u>4.00</u>	2.37	128	79																																																																																																																
<u>5.00</u>	2.97	82	51																																																																																																																
H(m)	D(m)	E _{max} (lx)	E _{av} (lx)																																																																																																																
60°																																																																																																																			
<u>1.00</u>	1.26	522	252																																																																																																																
<u>2.00</u>	2.53	131	63																																																																																																																
<u>3.00</u>	3.79	58	28																																																																																																																
<u>4.00</u>	5.06	33	16																																																																																																																
<u>5.00</u>	6.32	21	10																																																																																																																
Elliptical lens – 9W																																																																																																																			
																																																																																																																			
<table> <tr> <th>H(m)</th><th>D(m)</th><th>E_{max}(lx)</th><th>E_{av}(lx)</th></tr> <tr> <td>10°x40°</td><td></td><td></td><td></td></tr> <tr> <td><u>1.00</u></td><td>0.19</td><td>3565</td><td>2377</td></tr> <tr> <td><u>2.00</u></td><td>0.37</td><td>891</td><td>594</td></tr> <tr> <td><u>3.00</u></td><td>0.56</td><td>396</td><td>264</td></tr> <tr> <td><u>4.00</u></td><td>0.74</td><td>223</td><td>149</td></tr> <tr> <td><u>5.00</u></td><td>0.93</td><td>143</td><td>95</td></tr> </table>	H(m)	D(m)	E _{max} (lx)	E _{av} (lx)	10°x40°				<u>1.00</u>	0.19	3565	2377	<u>2.00</u>	0.37	891	594	<u>3.00</u>	0.56	396	264	<u>4.00</u>	0.74	223	149	<u>5.00</u>	0.93	143	95																																																																																							
H(m)	D(m)	E _{max} (lx)	E _{av} (lx)																																																																																																																
10°x40°																																																																																																																			
<u>1.00</u>	0.19	3565	2377																																																																																																																
<u>2.00</u>	0.37	891	594																																																																																																																
<u>3.00</u>	0.56	396	264																																																																																																																
<u>4.00</u>	0.74	223	149																																																																																																																
<u>5.00</u>	0.93	143	95																																																																																																																

NOTES