









## ARMONIA R
















-  IP40
-  Class III
-  Montaggio a parete, soffitto, pavimento  
Wall, ceiling, floor mounting
-  Collegare in serie 350mA  
Connect in series at 350mA
-  Collegare in parallelo 24Vdc  
Connect in parallel at 24Vdc
-  60 gr
-  Altamente riciclabile  
Highly recyclable

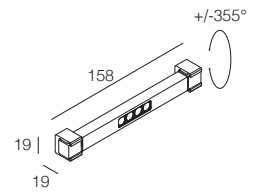


**Snodo magnetico  
Piccolo e performante  
Molteplici ottiche disponibili**

Magnetic joint  
Small and performing  
Multiple optics available

### ARMONIA R

	4W 350mA	4W 24Vdc	Finiture Finish	Colore LED LED Colour
Lumen Output 3000K	300lm	300lm		
 10° Lens	S30085._ _	S30084._ _	<ul style="list-style-type: none"> <li> 3 Grigio - Gray</li> <li> 4 Nero - Black</li> </ul>	<ul style="list-style-type: none"> <li> U 2200K</li> <li> Y 2700K</li> <li> X 2700K CRI &gt; 90</li> <li> 6 3000K</li> <li> W 3000K CRI &gt; 90</li> <li> 9 4000K</li> <li> D 4000K CRI &gt; 90</li> <li> 1 5000K</li> </ul>
 30° Lens	S60085._ _	S60084._ _		
 40° Lens	S40085._ _	S40084._ _		
 60° Lens	S50085._ _	S50084._ _		
 Lente ellittica Elliptical lens	S70085._ _	S70084._ _		



ALIMENTATORI CONSIGLIATI (non inclusi)  
SUGGESTED DRIVERS (not included)

350mA      CC20-F-350-N  
24Vdc      CV20-F-24-N

EXAMPLE CODE COMPOSITION  
123456.

