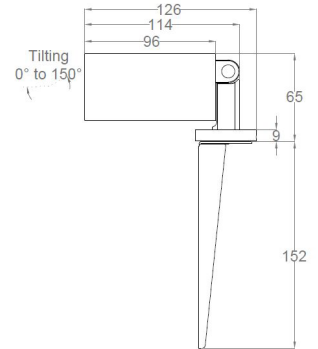


Ariel P IP67 Plug&Play_Stake

Projectors | IP67 | Class III | Dimmable



K)



LIGHT SOURCE & OPTIC

Power

9 W (9,5W - 24Vdc)
13 W (13W - 24Vdc)

Lens

14° - not interchangeable
18°/ 24°/ 33°/ 52° - interchangeable

Beam Direction

Adjustable:
Tilting +90°/-60°, rotating +/-355°,
Symmetrical

Material

PMMA + glass

LED quantity

1

Binning

2 MacAdam steps

Color temperature & quality

2200K CRI>90
2400K CRI>90
2700K CRI>90
3000K CRI>80/90
3500K CRI>90
4000K CRI>90

Lifetime (Ta 25°)

L70 >77.000 hrs

Output (3000K CRI>90)

14°: 872 lm
18°/ 24°/ 33°/ 52°: 1020 lm

FIXTURE

Dimensions

Ø 49mm x H 96mm (cylinder)

Material

Aluminium

Module finishes

Gray White (RAL 9002)
Gray (RAL 7012)
Bright Brown (RAL 4061)
Anthracite gray (RAL 7016)
Fir Green (RAL 6009)
Brown (RAL 8019)
Black (RAL 9005)

Filter holder finishes

Gold Chrome
Shiny Chrome
Satin Gold
Satin Nickel
Black

Weight

400gr

Mounting

On surface

Fixing

K - Stake
*other options available

Working temperature

-20° / +40°

ELECTRICAL FEATURES

Power supply

Constant current:
500 mA (9W)
700 mA (13W)
Typical Vf= 18V
Constant tension:
24Vdc (9,5-13W)

Driver requirement

Remote (not included)

Control

On/off
Push switch
Phase Cut
0/1-10 V
Casambi
DALI

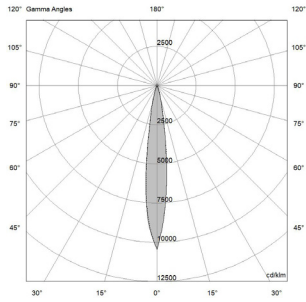
Feature

Water Infiltration Protection System

Ariel P IP67 Plug&Play_Stake

PHOTOMETRIC DATA (3000K CRI>90)

9/9,5W - 14° | UGR 10

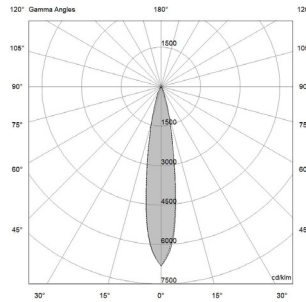


H (m)	D (m)	Eav (lx)
1	0.25	4298
2	0.50	1074
3	0.76	478
4	1.01	269
5	1.26	172

Total lumen output
659 lm

Efficacy
73 lm/W (500 mA)
69 lm/W (24Vdc)

9/9,5W - 18° | UGR 13

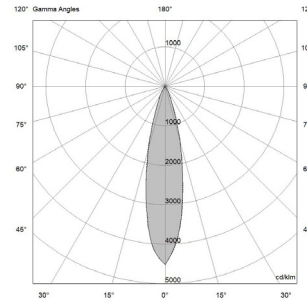


H (m)	D (m)	Eav (lx)
1	0.32	3087
2	0.64	772
3	0.96	343
4	1.28	193
5	1.60	123

Total lumen output
711 lm

Efficacy
79 lm/W (500 mA)
75 lm/W (24Vdc)

9/9,5W - 24° | UGR 15

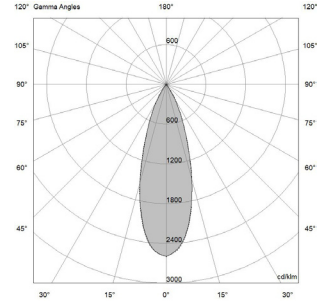


H (m)	D (m)	Eav (lx)
1	0.41	1919
2	0.83	480
3	1.24	213
4	1.65	120
5	2.22	77

Total lumen output
686 lm

Efficacy
76 lm/W (500 mA)
72 lm/W (24Vdc)

9/9,5W - 33° | UGR 17

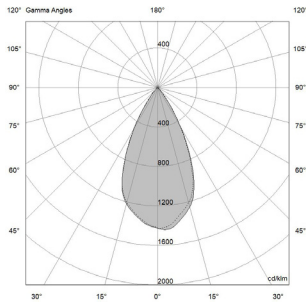


H (m)	D (m)	Eav (lx)
1	0.60	980
2	1.21	245
3	1.81	109
4	2.41	61
5	3.02	39

Total lumen output
618 lm

Efficacy
69 lm/W (500 mA)
65 lm/W (24Vdc)

9/9,5W - 52° | UGR 21



H (m)	D (m)	Eav (lx)
1	0.97	550
2	1.94	138
3	2.91	61
4	3.88	34
5	4.85	22

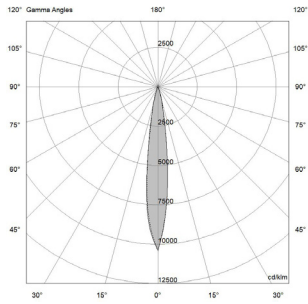
Total lumen output
683 lm

Efficacy
76 lm/W (500 mA)
72 lm/W (24Vdc)

Ariel P IP67 Plug&Play_Stake

PHOTOMETRIC DATA (3000K CRI>90)

13W - 14° | UGR 8

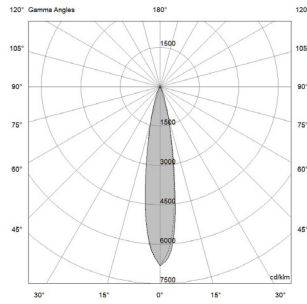


H (m)	D (m)	Eav (lx)
1	0.33	3555
2	0.65	889
3	0.98	395
4	1.31	222
5	1.63	142

Total lumen output
763 lm

Efficacy
59 lm/W

13W - 18° | UGR 12

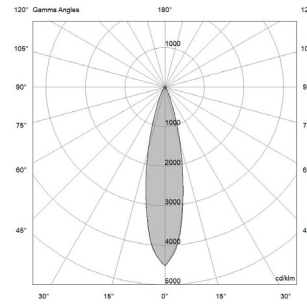


H (m)	D (m)	Eav (lx)
1	0.37	3253
2	0.74	813
3	1.11	361
4	1.48	203
5	1.86	130

Total lumen output
887 lm

Efficacy
68 lm/W

13W - 24° | UGR 13

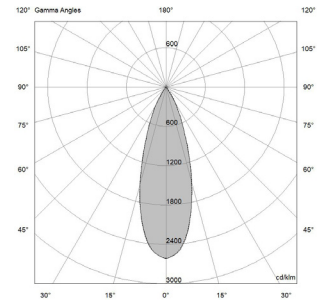


H (m)	D (m)	Eav (lx)
1	0.46	2221
2	0.92	555
3	1.38	247
4	1.84	139
5	2.30	89

Total lumen output
890 lm

Efficacy
68 lm/W

13W - 33° | UGR 15

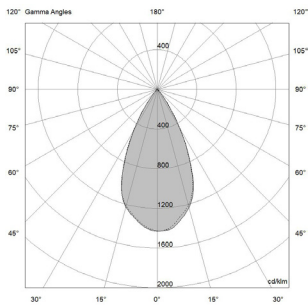


H (m)	D (m)	Eav (lx)
1	0.62	1272
2	1.24	318
3	1.86	141
4	2.48	80
5	3.10	51

Total lumen output
800 lm

Efficacy
61 lm/W

13W - 52° | UGR 21



H (m)	D (m)	Eav (lx)
1	0.92	757
2	1.83	189
3	2.75	84
4	3.67	47
5	4.58	30

Total lumen output
880 lm

Efficacy
68 lm/W

Ariel P IP67 Plug&Play_Stake

INTERCHANGEABLE ACCESSORIES

Plug&Play Modules (CCT)

(A01475._ _)

For 14° lens:

2200K CRI>90
2400K CRI>90
2700K CRI>90/95
3000K CRI>80/90/95
3500K CRI>90/95
4000K CRI>90

For 18° / 24° / 33° / 52° lens:

2200K CRI>90
2400K CRI>90
2700K CRI>90/95
3000K CRI>80/90/95
3500K CRI>90/95
4000K CRI>90

Lenses



18° Lens
(A01192.80)
24° Lens
(A01193.80)
33° Lens
(A01194.80)
52° Lens
(A01195.80)

Optical filters



Elliptical Filter
(A01182.80)



Hex Louver
(A01183.40)




Prismatic Filter
(A01184.80)



Softening Lens
(A01184.80)

Decorative rings



Shiny Chrome
(A01272.10)



Gold Chrome
(A01272.10)



SatinGold
(A01272.80)



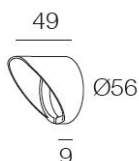
SatinNickel
(A01272.N0)



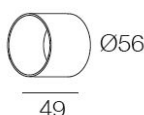
Black
(A01272.40)

INSTALLATION ACCESSORIES

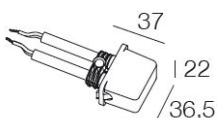
Low glare visor (A00519._0)



Low glare snoot (A00848._0)



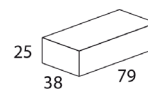
Watertight connector (A00387.40)



SUGGESTED REMOTE DRIVER

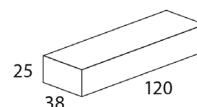
On/off:

CC14-F-500/700-PI



Ø 44

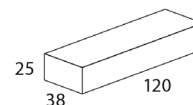
CV30-F-24-PI



Ø 44

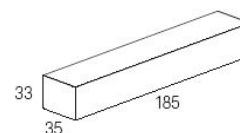
Dimmable (DALI 2):

CC10-D-500/700-PI



Ø 44

CV25-D-24-PI



Ø 60

Other options upon request